

**S.C. CONTED S.A.**  
**Individual interim financial statements**  
**on June 30, 2023**

**concluded in accordance with the**  
**International Standards of Financial Reference**  
**adopted by the European Union**  
**according to the Order of the Ministry of Public Finance no. 2844/ 2016**

**The individual interim financial statements concluded for the 1st semester of 2023 were not audited**

**SC CONTED S.A.**

**Individual interim financial statements on June 30, 2023, according to IFRS  
(all the amounts are in LEI, unless otherwise provided)**

---

**CONTENTS:**

**Individual interim financial statements**

Financial position statement	2
Profit or loss statement and other items of the global result	3
Statement of equity changes	4 - 5
Analysis of cash flows	6
Notes to the individual interim financial statements	7 - 33

**SC CONTED S.A.****Individual interim financial statements on June 30, 2023, according to IFRS  
(all the amounts are in LEI, unless otherwise provided)****FINANCIAL POSITION STATEMENT**

	Note	<b>June 30, 2023</b>	<b>January 01, 2023</b>
<b>Assets</b>			
Tangible assets	11	4,700,704	4,885,693
Intangible assets	12	152,381	163,291
Advances for tangible fixed assets	12	121,281	-
Tangible fixed assets under construction	11	308,460	14,240
<b>Total Fixed Assets</b>		<b>5,282,826</b>	<b>5,063,224</b>
Inventories	13	7,442,198	5,905,130
Trading receivables and other receivables	14	8,212,463	4,860,191
Expenses registered in advance	14	98,104	7,241
Cash and cash equivalent	15	451,152	816,523
<b>Total Current Assets</b>		<b>16,203,917</b>	<b>11,589,085</b>
<b>Total of assets</b>		<b>21,486,743</b>	<b>16,652,309</b>
<b>Equity</b>			
Share capital subscribed	16	2,284,360	2,284,360
Other elements of equity		(239,110)	(250,310)
Reevaluation reserve	16	2,165,869	2,235,866
Legal reserve	16	456,661	456,661
Other reserves	16	4,080,948	4,080,948
Carried forward result		481,434	(725,312)
Financial year result	16	1,323,319	1,136,749
<b>Total Equity</b>		<b>10,553,481</b>	<b>9,218,962</b>
<b>Debts</b>			
<b>Long Term Debts</b>			
Debts regarding the deferred profit tax	18	239,110	250,310
Debts regarding loans - credit		2,000,000	2,000,000
<b>Total Long Term Debts</b>		<b>2,239,110</b>	<b>2,250,310</b>
<b>Current Debts</b>			
Trading debts and other debts	18	8,364,078	4,648,969
Provisions for employee benefits	19	330,074	534,068
<b>Total Current Debts</b>		<b>8,694,152</b>	<b>5,183,037</b>
<b>Total Debts</b>		<b>10,933,262</b>	<b>7,433,347</b>
<b>Total Equity and Debts</b>		<b>21,486,743</b>	<b>16,652,309</b>

The individual interim financial statements were approved by the Management Board on 07.08.2023 and were signed on its account by:

**Representative of the President of the Board of Directors,**  
Eng. HAMIDI HAISSAM

**Chief Economic Office,**  
Ec. Mihai Elena

The notes from 1 to 22 are integral part of the financial statements

**SC CONTED S.A.****Individual interim financial statements on June 30, 2023, according to IFRS  
(all the amounts are in LEI, unless otherwise provided)****PROFIT OR LOSS STATEMENT AND OTHER ITEMS OF THE GLOBAL RESULT**

<b>Continuos activities</b>	<b>Note</b>	<b><u>June 30, 2023</u></b>	<b><u>June 30, 2022</u></b>
Incomes	5	21,278,116	14,817,182
Incomes corresponding to the product inventory costs	6	1,024,239	55,517
Other incomes	6	26,519	51,550
<b>Total Operational incomes</b>		<b>22,328,874</b>	<b>14,924,249</b>
Expenses for the raw materials and consumables	7	8,563,693	5,106,514
Expenses for the merchandise	7	17,647	21,599
Expenses for energy and water	7	895,873	854,792
Expenses for salaries, social contributions and other benefits	8	7,304,412	6,295,820
Expenses for the amortization		241,277	221,695
Adjustments regarding current assets		4	-
- Expenses		4	-
- Incomes		-	-
Other expenses	7	3,873,278	2,071,636
Adjustments for provisions		(203,994)	(198,729)
- Expenses		-	-
- Incomes		203,994	198,729
<b>Total Operational expenses</b>		<b>20,692,190</b>	<b>14,373,327</b>
<b>Operational activities result</b>		<b>1,636,684</b>	<b>550,922</b>
Financial incomes	9	158,235	8,838
Financial expenses	9	303,946	28,353
<b>Financial result</b>		<b>(145,711)</b>	<b>(19,515)</b>
<b>Result before taxation</b>		<b>1,490,973</b>	<b>531,407</b>
Expense with the income tax		167,654	-
<b>Result continuos activities</b>		<b>1,323,319</b>	<b>531,407</b>
<b>Other elements of the global result</b>		<b>11,200</b>	<b>13,978</b>
- Deferred income tax recognized in equity account, for the surplus realized from the revaluation reserve to the extent amortized using the asset transferred to retained earnings		11,200	13,978
<b>Total global result corresponding to the term</b>		<b>1,334,519</b>	<b>545,385</b>
<b>Attributable profit/loss</b>	17	<b>1,323,319</b>	<b>531,407</b>
Result per basic action		5.52	2,2169
Result per diluted action		5.52	2,2169

The individual interim financial statements were approved by the Management Board on 07.08.2023 and were signed on its account by:

**Representative of the President of the Board of Directors,**  
Eng. HAMIDI HAISSAM

**Chief Economic Office,**  
Ec. Mihai Elena

The notes from 1 to 22 are integral part of the financial statements

## STATEMENT OF THE CHANGE OF EQUITY FOR THE FINANCIAL YEAR ENDED ON JUNE 30, 2023

	Subscribed and paid share capital	Other elements of equity	Reevaluation reserves	Legal reserves	Other reserves	Financial year result	Carried forward result	Total equity
<b>Balance on January 01, 2023</b>	<b>2,284,360</b>	<b>(250,310)</b>	<b>2,235,866</b>	<b>456,661</b>	<b>4,080,948</b>	<b>1,136,749</b>	<b>(725,312)</b>	<b>9,218,962</b>
<b>Net result of the term</b>	-	-	-	-	-	1,323,319	-	1,323,319
<b>Transfer of the net result of term to the carried forward result year 2022</b>	-	-	-	-	-	(1,136,749)	1,136,749	-
<b>Other elements of global result</b>								
Surplus from revaluation reserves of tangible assets, amortized measure of the use asset transferred to retained earnings	-	-	(69,997)	-	-	-	69,997	-
Deferred income tax recognized in equity account, for the surplus realized from the revaluation reserve to the extent amortized using the asset transferred to retained earnings	-	11,200	-	-	-	-	-	11,200
<b>Total items of global result</b>		<b>11,200</b>	<b>(69,997)</b>	-	-	-	<b>69,997</b>	<b>11,200</b>
<b>Total global result corresponding to the term</b>	-	<b>11,200</b>	<b>(69,997)</b>	-	-	<b>186,570</b>	<b>1,206,746</b>	<b>1,334,519</b>
<b>Trades with the shareholders, directly admitted by equity</b>								
Payment dividends of 2022 year	-	-	-	-	-	-	-	-
<b>Total trades with the shareholders, directly admitted by equity</b>	-	-	-	-	-	-	-	-
<b>Balance on June 30, 2023</b>	<b>2,284,360</b>	<b>(239,110)</b>	<b>2,165,869</b>	<b>456,661</b>	<b>4,080,948</b>	<b>1,323,319</b>	<b>481,434</b>	<b>10,553,481</b>

Representative of the President of the Board of Directors,  
Eng. HAMIDI HAISSAM

Chief Economic Office,  
Ec. Mihai Elena

The notes from 1 to 22 are integral part of the financial statements

## STATEMENT OF THE CHANGE OF EQUITY FOR THE FINANCIAL YEAR ENDED ON JUNE 30, 2022

	Subscribed and paid share capital	Other elements of equity	Reevaluation reserves	Legal reserves	Other reserves	Financial year result	Carried forward result	Total equity
<b>Balance on January 01, 2022</b>	<b>2,284,360</b>	<b>(277,907)</b>	<b>2,408,346</b>	<b>456,661</b>	<b>4,080,948</b>	<b>(1,824,055)</b>	<b>926,400</b>	<b>8,054,753</b>
Net result of the term	-	-	-	-	-	531,407	-	531,407
Transfer of the net result of term to the carried forward result year 2021	-	-	-	-	-	1,824,055	(1,824,055)	-
<b>Other elements of global result</b>								
Surplus from revaluation reserves of tangible assets, amortized measure of the use asset transferred to retained earnings	-	-	(87,932)	-	-	-	87,932	-
Deferred income tax recognized in equity account, for the surplus realized from the revaluation reserve to the extent amortized using the asset transferred to retained earnings	-	14,115	-	-	-	-	-	14,115
Retained earnings from correction of accounting errors	-	-	-	-	-	-	(137)	(137)
<b>Total items of global result</b>		<b>14,115</b>	<b>(87,932)</b>	<b>-</b>	<b>-</b>	<b>-</b>	<b>87,795</b>	<b>13,978</b>
<b>Total global result corresponding to the term</b>	<b>-</b>	<b>14,115</b>	<b>(87,932)</b>	<b>-</b>	<b>-</b>	<b>2,355,462</b>	<b>(1,736,260)</b>	<b>545,385</b>
<b>Trades with the shareholders, directly admitted by equity</b>								
Payment dividends of 2021 year	-	-	-	-	-	-	-	-
<b>Total trades with the shareholders, directly admitted by equity</b>	<b>-</b>	<b>-</b>	<b>-</b>	<b>-</b>	<b>-</b>	<b>-</b>	<b>-</b>	<b>-</b>
<b>Balance on June 30, 2022</b>	<b>2,284,360</b>	<b>(263,792)</b>	<b>2,320,414</b>	<b>456,661</b>	<b>4,080,948</b>	<b>531,407</b>	<b>(809,860)</b>	<b>8,600,138</b>

Representative of the President of the Board of Directors,  
Eng. HAMIDI HAISSAM

Chief Economic Office,  
Ec. Mihai Elena

The notes from 1 to 22 are integral part of the financial statements

## ANALYSIS OF TREASURY FLOWS

	June 30, 2023	June 30, 2022
<b>Treasury flows by exploitation activities</b>		
Cash reception from the clients, by the sale of assets, services and merchandise	11,840,284	11,841,781
Cashed interests	218	-
Payments to the providers	(10,201,159)	(7,397,908)
Payments to the employees	(3,989,202)	(3,365,088)
Payments to the state budget and the social insurance budget	(2,189,329)	(2,136,211)
Other exploitation operations:	<u>4,891,005</u>	<u>2,733,056</u>
Cash	6,667,042	2,908,534
Payments	(1,776,037)	(175,478)
<b>Cash generated by exploitation activities</b>	<b>351,817</b>	<b>1,675,630</b>
Paid-up interests	(93,666)	-
Paid-up profit tax	(147,888)	-
<b>Net cash by exploitation activities</b>	<b>110,263</b>	<b>1,675,630</b>
<b>Treasury flows by investment activities</b>		
Payments for the procurement of shares	-	-
Payments for the procurement of tangible assets	(475,634)	(53,051)
Cashments by the sale of tangible assets	-	-
Received dividends	-	-
<b>Net cash by investment activities</b>	<b>(475,634)</b>	<b>(53,051)</b>
<b>Treasury flows by financing activities</b>		
Cashments by capital emission	-	-
Cashments in cash by credits	-	-
Repayments in cash of borrowed amounts	-	-
Paid-up dividends	-	-
Effect of foreign currency exchange rate variations on credits and debts	-	-
<b>Net cash by financing activities</b>	<b>-</b>	<b>-</b>
<b>Net increase/decrease of cash and cash equivalents</b>	<b>(365,371)</b>	<b>1,622,579</b>
<b>Cash and cash equivalent at the beginning of term 01 January</b>	<b>816,523</b>	<b>168,765</b>
<b>Cash and cash equivalent at the end of term June 30</b>	<b>451,152</b>	<b>1,791,344</b>

The individual interim financial statements were approved by the Management Board on 07.08.2023 and signed on its account by:

**Representative of the President of the Board of Directors,**  
Eng. HAMIDI HAISSAM

**Chief Economic Office,**  
Ec. Mihai Elena

The notes from 1 to 22 are integral part of the financial statements.

**LIST OF DOCUMENTS - NOTES**

1. Reporting entity	8
2. Conclusion bases	8-11
3. Significant accounting policies	12-16
4. Settlement of the fair value	16-17
5. Incomes	17
6. Operational incomes	17
7. Operational expenses	18
8. Expenses for salaries, social contributions and other benefits	18-19
9. Financial incomes and expenses	19
10. Expense for the profit tax	19
11. Tangible assets	20-22
12. Intangible assets	23-25
13. Inventories	25
14. Trading and associated receivables, other receivables and advance expenses	25-26
15. Cash and cash equivalent	26
16. Capital and reserves	26-27
17. Result per share	28
18. Trading debts and other debts	28
19. Provisions	29
20. Risk management	29-32
21. Associated parties	32
22. Further events	33



## S.C. CONTED S.A.

### Individual interim financial statements on June 30, 2023, according to IFRS (all the amounts are in LEI, unless otherwise provided)

#### NOTES TO THE INDIVIDUAL INTERIM FINANCIAL STATEMENTS ACCORDING TO IFRS

##### NOTE 1. Reporting entity

S.C. Conted S.A. is a public limited liability company, with Romanian legal personality, established on indefinite term, organized and operating according to the status and based on the Limited liability company law no. 31/1990, as well as by the Law regarding the capital market no. 297/2004 and of Law no. 24/2017 on issuers of financial instruments and market operations. The company changed by reorganization, subject to Law 15/1990, from a republican industrial business.

The company has its registered office in the city of Dorohoi, str.1 Decembrie no. 8, Botosani County, Romania, zip code 715200, phone 0231610067, fax 0231610026, website [www.conted.ro](http://www.conted.ro), Sole Registration Code RO 622445, Trade Register Office registration number J07/107/1991.

S.C. CONTED S.A. Dorohoi is a high quality outwear manufacturer, with an experience of over 50 years in the field of textile garments, as well as in the export manufacturing. The company had an ascending evolution, expanding its outlet, by agreements with foreign companies.

The share capital of the company is 2,284,360.06 lei, fully subscribed and paid up, divided in 239,702 nominal shares amounting 9.53 lei/share. The shares of the company are ordinary, nominal, un-substantiated, stressed by registration in the account, their record being maintained, according to law, by the Central Depository S.A. Bucharest. The shares are equal as value and grant equal rights to the shareholders for each share. The securities of the Company (shares) are registered and transacted on the standard category of shares of the Exchange Stock of Bucharest.

The main activity of S.C. CONTED S.A., according to the act of establishment, is the manufacture of other garments (excluding underwear) NACE code 1413.

The company doesn't own debentures, callable shares or other envelopes.

S.C. CONTED S.A. is managed by a Board of Directors, made of 3 members, elected and appointed by the General Assembly of Shareholders for 4 years, from 28.11.2022 to 28.11.2026. The current Board of Directors has been elected within the Ordinary General Assembly of Shareholders from 28.11.2022.

At the level of the Board of Directors a president was elected. The president of the Board of Directors is not a General Manager and nor the other members of the Board of Directors have executive positions within the company. The elected administrators are non-executive.

The Board of Directors has the following composition:

	Surname and first name	Position within Board of Directors
1.	S.C. LAGARDE Paris France	Administrator – Chairman
2.	El Turk Ezzedine	Administrator – Member
3.	El Turk Ana Maria	Administrator – Member

The individual financial statements according to the International Standards of Financial Reporting were concluded for the financial year ended on June 30, 2023.

The financial statements were approved by the Management Board at the meeting of on 07.08.2023.

##### NOTE 2. Conclusion bases

###### a. Statement of conformity

The financial statements were concluded in accordance with:

- The International Standards of Financial Reporting (IFRS) adopted by the European Union;
- Law 82 of December 24, 1991 of accountancy;
- Order no. 881 of June 25, 2012 regarding the application by the trading companies, whereof securities are allowed to trading on a regulated market of the International Standards of Financial Reporting;
- Order no. 2844 of December 12, 2016 for the approval of Accounting Regulations according to the International Standards of financial reporting;
- Order Minister of Finance no. 2195 of 24 July 2023 approving the accounting reporting system of the economic operators on 30 June 2023.

The transition date to International Financial Reporting Standards has been January 1<sup>st</sup> 2012.

NOTES TO THE INDIVIDUAL INTERIM FINANCIAL STATEMENTS ACCORDING TO IFRS

**NOTE 2. Conclusion bases (continuation)**

**b. Evaluation bases**

The financial statements were concluded relying on the historical cost, excepting the buildings, landscaping (special constructions belonging to the land) and lands that are evaluated at the fair value. These financial statements were concluded based upon the continuity principle of activity, which supposes that the company is normally continuing its activity, without entering into liquidation or significant decrease of activity.

**c. Operational and presentation currency**

These financial statements are expressed in lei, this being, too, the operational currency of the Company. All the financial information is expressed in lei, by rounding, without decimals.

**d. Use of forecasts and professional reasoning**

The preparation of financial statements in accordance with IFRS adopted by the European Union supposes from the management, the use of forecasts and assumptions that affect the application of accounting policies, as well as the reported value of assets, debts, incomes and expenses.

The forecasts and their related assessments rely on historical data and other factors considered as eloquent under the given circumstances, and the result of these factors constitutes the base of assessments used for the establishment of accounting value of assets and liabilities wherefore there are no other available evaluation sources. The effective results may be different from the foreseen values.

The forecasts and assessments are periodically revised. The revisions of accounting forecasts are admitted during the period when the forecast is reviewed, if the revision only affects that period or within the current period and further periods, if the revision both affects the current period and the further periods. The effect of change, corresponding to the current period is admitted as income or expense during the current period. If applicable, the effect over the further periods is admitted as income or expense during those further periods. The management of company considers that the possible differences to these forecasts would not significantly influence the financial statements in the near future.

The forecasts and assessments are especially used for depreciation adjustments of fixed assets, forecast of the useful life term of an amortizable asset, for the depreciation adjustment of receivables, for provisions, for the admission of assets regarding deferred interest. According to IAS 36, both the intangible assets and the tangible assets are analyzed in order to identify whether they present depreciation indexes or not.

If the net accounting value of an asset is higher than its recoverable value, a loss by depreciation is admitted to decrease the net accounting value of the relevant asset to the recoverable value level. If the admission reasons of the loss by depreciation disappear during the further periods, the net accounting value of the asset is adjusted up to the net accounting value level, which would have been established if no loss by depreciation was admitted.

The evaluation for the depreciation of receivables is individually issued and relies on the best forecast of the management, regarding the current value of cash flows that is foreseen to be received. The company reviews its trading receivables and other receivables at each date of the financial position, in order to assess whether it must register in the statement of comprehensive income, value depreciation.

Especially the professional reasoning of the management is necessary for the estimation of value and for the coordination of further treasury flows when the depreciation loss is established. These forecasts rely on assumptions regarding multiple factors, and the real results may be different, leading to further changes of adjustments.

The assets regarding deferred tax are admitted for tax losses, as far as it is on the cards that a taxable profit whereby the losses should be able to be covered exists. The application of the professional reasoning is necessary for the establishment of the value of assets regarding the deferred tax that may be admitted, based upon the probability regarding the period and level of the further taxable profit, as well as the further tax planning strategies. The company management estimates at the end reporting period the amount of leave not taken by company employees.

NOTES TO THE INDIVIDUAL INTERIM FINANCIAL STATEMENTS ACCORDING TO IFRS

**NOTE 2. Conclusion bases (continuation)**

**e. The initial application of new and revised standards**

The following amendments brought to the existing standards and interpretations issued by the International Accounting Standards Board (IASB) and adopted by the European Union are enforceable for the current period:

- **Amendments to IAS 12 “Income Taxes”- Deferred Tax related to Assets and Liabilities arising from a Single Transaction** (issued on 7 May 2021, effective for annual periods beginning on or after January 1, 2023);
- **IFRS 17 “Insurance Contracts”** (adopted by the IASB on May 18, 2017, including **Amendments to IFRS 17** (published on June 25, 2020, effective for annual periods beginning on or after January 1, 2023);
- **Amendments to IAS 1 “Presentation of Financial Statements” - classification of liabilities as current or non-current** – deferral of effective date (issued on January 23, 2020 and 15 July 2020 in force for annual periods beginning on or after January 1, 2023);
- **Amendments to IAS 1 “Presentation of Financial Statements” - disclosure of accounting policies and IFRS 2 - Practical Statement** (issued on February 12, 2021, effective for annual periods beginning on or after January 1, 2023);
- **Amendments to IAS 8 “Accounting policies, changes in accounting estimates, errors” - definition of accounting estimates** (issued on February 12, 2021, effective for annual periods beginning on or after January 1, 2023);

**f. Standards and interpretations issued by the IASB but not adopted by the EU**

Currently, the IFRS adopted by the EU do not show significant differences compared to the regulations adopted by the International Accounting Standards Board (IASB) except the following standards, amendments brought to the existing standards and interpretations, that have not been approved by the EU on the date of the financial statements publishing (the entry into force dates mentioned below are entirely for the IFRS)

- **Amendments to IAS 1 "Presentation of financial statements":**
  - **Classification of liabilities as current or non-current date** (issued on January 23, 2020, effective for annual periods beginning on or after January 1, 2024)
  - **Classification of liabilities as current or non-current** - postponement of the effective date (issued on July 15, 2020, effective for annual periods beginning on or after January 1, 2024)
  - **Fixed liabilities with agreements** (issued on October 31, 2022 effective for annual periods beginning on or after January 1, 2024)
- **Amendments to IFRS 16 "Leases" - Lease liabilities in a sale and leaseback** (issued on 22 September 2022, effective for annual periods beginning on or after 1 January 2024)

The company estimates that the adoption of these standards, the amendments to the existing standards and the interpretations won't have a significant impact on the financial statements in the initial period of the adoption.

**g. Reporting by segments**

A segment is a distinct part of the Company, which supplies certain products or services (business segment) or supplies products and services in a certain geographic environment (geographic segment) and which is subjected to different risks and benefits than of the other segments.

From the point of view of the activity segments, the Company does not identify distinct parts from the point of view of risks and related benefits.

In the 1<sup>st</sup> semester of 2023, from the total of sales, of 21,278,116, (2022: 14,817,182), the amount of 20,897,623, (2022: 14,609,629) represents the direct sales of products. Of the total direct sales of products, the domestic market in the amount of 26,593, (2022: 452,483) represents 0,13%, (2022: 3.10%).

Regarding the direct sales of products on the foreign market in the amount of 20,871,030, (2022: 14,157,146), the amount of 5,563,563, (2022: 6,757,630) is represented by the sales to the main external customer in a percentage of 26,66 %, (2022: 47.73%), and the next customer on the foreign market registered a percentage of 19.89%, (2022: 19.03%), sales amounting to 4,151,081, (2022: 2,693,619).

The results by segments are the results reported to the Management Board and to the General Manager and include both the directly assigned items to a segment and those assigned by reasonable assignment bases.

## NOTES TO THE INDIVIDUAL INTERIM FINANCIAL STATEMENTS ACCORDING TO IFRS

**NOTE 2. Conclusion bases (continuation)**

The non-assigned items include debts, assets and debts for the profit interest, cash and cash equivalents. The assets shown for the activity segment especially include tangible assets and intangible assets, inventories and receivables, mainly excluding cash and current accounts at the banks.

The shown debts include the operational debts, excluding the delayed profit interest.

All the assets of the Company are situated in Romania. The activity of the Company develops in Romania.

The Company has a reporting segment - Manufacture of other clothing items (excluding the undergarments)

	<b><u>30.06.2023</u></b>	<b><u>30.06.2022</u></b>
Sales	21,278,116	14,817,182
Other incomes	1,050,758	107,067
<b>Total incomes</b>	<b>22,328,874</b>	<b>14,924,249</b>
Amortization	241,277	221,695
Operational expense, other than the amortization	20,450,913	14,151,632
<b>Operational result</b>	<b>1,636,684</b>	<b>550,922</b>
<b>Profit/loss financial</b>	<b>(145,711)</b>	<b>(19,515)</b>
<b>Net profit before taxation</b>	<b>1,490,973</b>	<b>531,407</b>
Expense with the income tax	167,654	-
<b>Net result</b>	<b>1,323,319</b>	<b>531,407</b>
Assets	21,486,743	15,907,492
Debts	8,364,078	7,007,933
<b>The non-assigned assets include</b>	<b>-</b>	<b>-</b>
Cash and cash equivalents	-	-
<b>The non-assigned debts include</b>	<b>239,110</b>	<b>263,792</b>
Deferred profit interest	239,110	263,792

**h. Related parties**

A person or a close relative of the relevant person is considered related to a Company, if that person:

- It holds the control or the joint control over the Company;
- It has a significant influence over the Company; or
- It is a member of the personnel – key management

The key management personnel represents those persons who have the authority and responsibility of directly or indirectly planning, managing and controlling the activities of the Company, including any manager (executive or not) of entity. The transactions with the key personnel include exclusively the wage benefits granted to them, as described.

An entity is related to the Company if it meets either of the following conditions:

- The entity and the Company are members of the same group (which means that each parent company, subsidiary and subsidiary of the same group is related to the others);
- An entity is related entity or joint venture of the other entity (or related entity or joint venture of a member of the group whereto the other entity takes part);
- Both entities are joint ventures of the same third party;
- The entity is a plan of post-hiring benefits for the employees of reporting entity or of an entity related to the reporting entity. Provided that even the reporting entity represents itself such a plan, the sponsor employers are also related to the reporting entity;
- The entity is controlled or jointly controlled by a related person;
- A related person who holds the control significantly influences the entity or is a member of the management key personnel of entity (or of the parent company of the entity).

The Company does not develop transactions with the above mentioned entities.

## NOTES TO THE INDIVIDUAL INTERIM FINANCIAL STATEMENTS ACCORDING TO IFRS

**NOTE 3. Significant accounting policies**

The accounting policies below were consequently applied to all the periods shown by these individual financial statements by the Company.

**a. Foreign currency****(i) Foreign currency transactions**

The Company transactions in a foreign currency are registered at the exchange rates communicated by the National Bank of Romania for the transaction date. The balances in foreign currency are converted in lei at the exchange rates communicated by NBR. The benefits and losses resulted by the discount of transactions in a foreign currency and by the conversion of monetary assets and debts, expressed in foreign currency are admitted by the profit and loss account, within the financial result.

The non-monetary assets and debts that are evaluated on the historical cost in a foreign currency are registered in lei at the exchange rate on the date of transaction. The non-monetary assets and debts expressed in a foreign currency that are evaluated at the fair value are registered in lei at the exchange rate of the date when the fair value was established. The conversion differences are shown by the profit or loss account.

The exchange rates of the main foreign currencies were as follows:

<b>CURRENCY</b>	<b>Rate of exchange <u>June 30, 2023</u></b>	<b>Rate of exchange <u>January 01, 2023</u></b>
<b>EUR</b>	<b>4.9634</b>	<b>4.9474</b>
<b>USD</b>	<b>4.5750</b>	<b>4.6346</b>

**b. Tangible assets****(i) Admission and evaluation**

The tangible assets are initially recognized on the procurement cost and are described on the net amounts of accumulated amortization and the loss by the accumulated depreciation. An item of tangible assets that meets the recognition conditions as asset must be evaluated at its cost.

The cost of a tangible asset is made of:

- its purchase price, including the import customs fees and the non-recoverable purchase fees, after the deduction of trade discounts and rebates;
- any costs that may be directly assigned to the bringing of asset to the place and state necessary for its operation;
- the initial estimate of the dismantling and removal costs of the restoration item of the place where it is located, a liability borne by the entity on the acquirement of investment.

For the accountancy of these costs, the provisions of IAS 37 "Provisions, contingent liabilities and contingent assets" are applied.

After recognition as an asset, a tangible assets item, plant and equipment is carried at its cost less any accumulated depreciation and any accumulated impairment losses. After recognition as an asset, a tangible asset item whereof just value may be reliably evaluated must be accounted at a revaluated amount, this being it's just amount, on the revaluation date less any accumulated amortization and any accumulated impairment loss for property, class „construction group" and „real estate investments" and carried at cost less depreciation and accumulated impairment adjustments for other groups of assets.

The revaluations must be made sufficiently regular to make sure that the accounting amount is not significantly different than the one that would have been established by the use of just amount at the end of reporting period. The rate of evaluations depends on the changes of just amount of revaluated tangible assets. Provided that the just amount of an asset is significantly different than the accounting amount, a new revaluation is required.

**(ii) Further costs**

The expense for repair or maintenance of fixed assets, issued for the recovery or maintenance of the value of these assets are admitted by the statement of global result, on the date of their performance, while the expense for the improvement of technical performances are capitalized and amortized during the rest of amortization term of the relevant fixed asset.

## NOTES TO THE INDIVIDUAL INTERIM FINANCIAL STATEMENTS ACCORDING TO IFRS

**NOTE 3. Significant accounting policies (continuation)**

## (iii) Amortization of tangible assets

The amortization is calculated for the cost depreciation. using the linear amortization method during the operation term of fixed assets.

The foreseen periods by the main groups of intangible assets are as follows:

<b>Asset</b>	<b>Years</b>
Buildings (constructions)	40 - 60
Technical installations and machines	8 - 12
Measurement, control and adjustment machines and installations	2 - 4
Transport facilities	4 - 6
Fitting, office automation, protective equipments, human and material assets	9 - 15

The amortization of an asset begins when it is available to use, i.e. when it is on the place and state necessary to be able to operate as the management wants.

The amortization of an assets ceases on the first date between the date when the asset is classified as held for sale (or included in a group intended to transfer, which is classified as held for the sale), in accordance with IFRS 5 and the date when the asset is to be recognized.

Consequently, the amortization does not cease when the asset is not used or is decommissioned, unless it is fully amortized. The lands and buildings are separable assets and are distinctly accounted, even when they are acquired together. The land is not amortized. The plot presented in the financial statements has been revised on 31.12.2013, according to International Valuation Standards, by Mr. Lațcu Nicolae expert appraiser, qualified professional ANEVAR member.

Provided that an accounting value of an asset is higher than the foreseen amount to be recovered, the asset is depreciated to the recoverable value. The cost of major investment and other further expenses are included in the accounting value of asset. The major investments are capitalized during the rest life time of the relevant asset.

**c. Intangible assets**

## (i) Other intangible assets

Other intangible assets procured by the Company are shown on cost, less the cumulated amortization.

Further expenses regarding intangible assets are only capitalized when the further economic benefits incurred by the asset they refer to, increase. The expenses that don't meet these criteria are admitted as expense on their accomplishment.

## (ii) Amortization of intangible assets

The amortization is admitted by the statement of comprehensive income relying on the linear method during the foreseen life time of intangible asset. The most of intangible assets registered by the Company are represented by informatics programs. These are linearly amortized for 3 years.

**d. Real estate investments**

A real estate investment is owned for the procurement of incomes by rents or for the increase of the capital value or both. Consequently, a real estate investment generates treasury flows that are, on a high extent, independent to other assets owned by an entity. The accounting policy of the Company, regarding further evaluation of real estate investments is based on the evaluation model on the fair value. The changes of the fair value are admitted by the statement of global result.

**e. Inventories**

The inventories are declared on the minimum value between cost and net realizable value. The cost is established by using the first-in, first-out method ("FIFO"). The cost of finite products and half-finished products include materials, direct labor, other direct costs and production expenses, related to production (based upon the exploitation activity). The possible net value is the foreseen sale price in the common transactions.

NOTES TO THE INDIVIDUAL INTERIM FINANCIAL STATEMENTS ACCORDING TO IFRS

**NOTE 3. Significant accounting policies (continuation)**

**f. Receivables and other similar assets**

Except for the derived financial instruments that are admitted on the fair value and of goods expressed by a foreign currency, which are translated on the closing exchange rate, receivables and other similar assets are shown on amortized cost. The trading receivables and debts reflect the relations between the business and other businesses, related to the supply and reception of assets and services.

The receivables relating to the state budget may be pointed in the accountancy.

The assessment sheet of receivables and debts in foreign currency and of those with discount in lei, depending on the rate of exchange of a foreign currency is made at the foreign currency rate of exchange communicated by National Bank of Romania, valid on the date of closing the financial year.

The trading receivables, which the company registers result by the services provided by it related to third parties, according to the object of activity. The trading receivables express the rights of company towards other natural or legal entities, established by the sales of assets, performance of works and service provision, wherefore it must receive a retail equivalent or a counter-provision.

**g. Cash and cash equivalent**

The banking accounts include: values to be cashed, like cheques and trading payments submitted to the banks, liquid assets in lei and foreign currency, cheques of the entity, short term banking credits, as well as the interests related to liquid assets and credits granted by the banks in the current accounts.

The operations concerning encashments and payments in foreign currency are registered in the accountancy at the rate of exchange, communicated by the National Bank of Romania, on the date of operation.

At the end of each reporting period, the liquid assets in foreign currency and other government bonds, like the government bonds in foreign currency, bills of credit and deposits in foreign currency are assessed at the rate of exchange of the exchange stock, communicated by the National Bank of Romania, on the last bank day of the relevant month.

For the payment of duties to the providers, the trading company may require the opening of bills of credits at banks, in lei or in foreign currency, for them. For the conclusion of treasury flows statement, it is considered that the numeral is the cash of the cash office and the current banking accounts.

**h. Debts**

A debt is a current liability of the company, incurred by past events and wherefore discount, it is expected to result an output of resources that include economic benefits. A debt is admitted in the accountancy and shown by the financial statements when it is probable that an output of economic benefit carrier resources will result by the payment of a current liability (probability) and when the value where to this discount will be issued may be credibly assessed (credibility).

The company does not admit a debt when the contractual liabilities are paid or cancelled or expire. If the provided assets and services related to the current activities were not invoiced, but if the delivery was made and their value is available, the relevant liability is registered as debt (not as provision).

**i. Employees' benefits**

(i) Established contribution plans

During the normal activity. The Company makes payments to the state health, pension and unemployment funds for its employees, on the statutory installments. All the Company employees are members of the Romanian state pension plan. These costs are admitted by the statement of comprehensive income with the admission of salaries.

The Company is not employed in any independent pension system and, as consequence, it does not have any other liabilities in this respect.

(ii) Short term benefits

The short term benefits of employees include the salaries, premiums and contributions to the social insurances. The short term benefits of employees are admitted as expense when the services are provided.

**j. Provisions**

Provisions are recognized when the Company has a present obligation (legal or constructive) as a result of a past event, when to settle the obligation is likely to be required outflow affecting economic benefits will be required to settle the obligation and can be achieved when a good reliable estimate of the amount of the obligation.

NOTES TO THE INDIVIDUAL INTERIM FINANCIAL STATEMENTS ACCORDING TO IFRS

**NOTE 3. Significant accounting policies (continuation)**

Provisions for restructuring, litigation and other provisions for risks and charges are recognized when the Company has a present legal or constructive obligation arising from past events, when to settle the obligation is likely to be required outflow of resources and may be made a reliable estimate of the amount of the obligation needed. Restructuring provisions include direct costs arising from restructuring namely those that are necessarily entailed by the restructuring and are not related to the conduct of the company's business continues.

The company set up provisions for employee benefits in the short term holidays of outstanding. Determination of the amount of the allowance is based on estimates established payment obligation (given the manner of payment of leave).

**k. Incomes**

(i) Sale of assets

The income comprises the amount invoiced for the sale of the products exclusive of VAT, deductions or discounts. The incomes obtained by the Company are identified based on the sale of products.

The incomes obtained from the sale of assets must be acknowledged by the Company when all of the following conditions have been observed:

- The company transferred the significant risks and benefits related to the property right upon the assets to the buyer;
- The company does not manage the assets sold at the level at which it would have normally managed them in case it would have owned property upon them and does not hold actual control upon them;
- The value of the incomes can be assessed in a reliable manner;
- It is possible that the economic benefits associated to the transaction are generated for the entity; and
- The costs undertaken or which are to be undertaken in connection to the respective transaction can be assessed in a reliable manner.

The sale of the products is acknowledged at the moment at which significant risks and benefits are transferred to the client. This instance takes place when the company sold or delivered products to the client, and the client accepted the products, and the reimbursement of the respective amounts is reasonably provided.

(ii) Service rendering

Service rendering is acknowledged in the accounting year in which the services are rendered making reference to the conclusion of the transaction.

(iii) Incomes generated from lease

Income generated from lease is acknowledged within the accounting year in which they are rendered.

**l. Incomes and financial expenses**

The incomes and expenses related to the interests are acknowledged in the statement of comprehensive income through the effective interest rate method.

The incomes generated from dividends are acknowledged within the statement of comprehensive income as of the date at which the right to receive such incomes is established.

The differences related to the currency rate which occur when monetary elements are settled or when the monetary elements are converted at different currency rates as compared to the ones at which they were converted during the initial acknowledgement (during the period) or in the previous financial statements are acknowledged as losses or profits in the statement of comprehensive income in the period in which they occur.

**m. Dividends and interests**

The interests must be acknowledged using the effective interest rate method. The incomes related to interests are acknowledged function of the time spent. If the received interests are related to the periods prior to the investment which is the carrier of the interest, only the ulterior interest is acknowledged as income and the other part diminishes the costs of the securities.

The royalties must be acknowledged based on the accrual accounting, in compliance with the goodwill of the related contract. When an uncertainty related to the collectability of a value which was already included in the incomes, the amount which cannot be collected or the amount of which collection ceased to be possible is acknowledged more like an expense than an adjustment of the value of the incomes initially acknowledged. The incomes generated from dividends are acknowledged when the right of the shareholder to receive payment is established.



NOTES TO THE INDIVIDUAL INTERIM FINANCIAL STATEMENTS ACCORDING TO IFRS

**NOTE 3. Significant accounting policies (continuation)**

The incomes generated from dividends are recorded at the gross value which includes the dividends' tax, which is acknowledged as a current expense in the period in which the distribution was approved.

The incomes generated from interests are acknowledged based on the accruals accounting, with reference to the non-reimbursed principal and the effective interest rate, that rate which updates the forecast future flows of the amounts which are to be received.

**n. Income tax**

The income tax related to the financial year comprises the current tax and the deferred tax. The income tax is acknowledged in the statement of comprehensive income or in other elements of the comprehensive income if the tax is related to the capital elements.

The current tax is the tax paid for the profit obtained during the current period, determined based on the percentages applied as of the date of the reporting and of all adjustments related to the previous periods.

The current rate of the income tax in Romania amounts 16%.

The deferred tax is computed based on the tax rates which are expected to be applicable to the temporary differences upon the reactivation, based on the provisions of the regulations which are in force as of the date of reporting.

The debts and the receivables with respect to the deferred tax are compensated only if there is a legal right to compensate the current debts and receivables with the tax.

**o. Revaluation reserve**

The revaluations are performed with sufficient regularity so that the accounting value would not substantially differ from the one which would be determined using the fair value.

In this respect, the company performed the revaluation of the tangible assets – group of constructions and real estate investments with independent assessors as of 31 December 2006, 31 December 2009, 31 December 2012, 31 December 2013, 31 December 2016 and 31 December 2019. On December 31, 2019 were revalued tangible, „Construction Group 212” and 2112 „Landscaping”.

Revaluation effects were accounted for using the remaining unamortised value revaluation process which involves the cancellation of accumulated depreciation to bring the construction to the net book value and added value recording. Revalued amount is the fair value at the date of the revaluation less any subsequent accumulated amortization. (Note 11)

The difference between the value resulted from the revaluation and the net accounting value of the tangible assets is presented at the reserve from revaluation, as a distinctive sub-element in „Ownership equity”.

If the result of the revaluation is an increase as compared to the net accounting value, then it is treated as follows: as an increase of the revaluation reserve presented within the ownership equity, if a prior decrease was not acknowledged as an expense related to that asset or as an income which would compensate the expense priory incurred for that asset.

If the revaluation result is a decrease of the net accounting value, this is treated as an expense with the entire value of the depreciation when in the revaluation reserve no amount related to that asset is recorded (revaluation surplus) or a decrease of the revaluation reserve with the minimum between the value of that reserve and the value of the decrease, and the potential difference which is not covered is recorded as an expense.

The revaluation surplus included in the revaluation reserve is transferred to the reported result when this surplus represents a gain. The gain is considered as performed when the asset for which the revaluation reserve was constituted is derecognized. After the date at which the transition to IFRS is performed any increase or decrease of the fair value after the revaluation will be acknowledged in the statement of comprehensive income.

**p. Earnings per share**

The basic earnings per share are computed through the division of the net result assigned to the ordinary shareholders at the average rate of the ordinary circulating shares during the period.

**NOTE 4. Settlement of the fair value**

The just amount is the price on the main market or on the most advantageous market, which could be obtained for the sale of asset or the transfer of payable, after which the transaction and transport costs were taken into account. The factors that the entity must take into account for the evaluation of just amount are: asset or payable that is evaluated, market, market participants, price.

## NOTES TO THE INDIVIDUAL INTERIM FINANCIAL STATEMENTS ACCORDING TO IFRS

**NOTE 4. Settlement of the fair value (continuation)**

There are specific mentions for the non-financial assets, payables, capital instruments and financial instruments. For an evaluation on just amount, it is necessary that the entity establishes the adequate evaluation techniques, taking into account the available data for the conclusion of input data that represent the hypotheses, which the market participants would have used for the establishment of the value of asset or payable and the classification level of input data in the hierarchy of just amount.

Certain accounting policies of the Company and requirements related to the presentation of the information need the settlement of the fair value both for the assets and financial debts, as well as for the non-financial ones. Upon the assessment of assets or debts at the fair value, the Company uses if possible, information which can be observed on the market.

The hierarchy of the fair value classifies the input data for the assessment techniques used for the assessment of the fair value on three levels as follows:

- Level 1 – rated price (non-adjusted) on active markets for identical assets or debts which the entity can access upon the date of the assessment;
- Level 2 – input data, other than the rated prices included in level 1 which are noticeable for an asset or debt, either directly or indirectly;
- Level 3 - non-observable input data for the asset or debt.

If the input data for the assessment of the fair value of an asset or a debt can be classified on several levels of the fair value hierarchy, the assessment at the fair value is fully classified on the same level of the fair value hierarchy as an input data with the lower level of uncertainty which is significant for the entire assessment. The Company acknowledges the transfers between the levels of the hierarchy of the fair value at the end of the reported period, in which the modification occurred.

If the case, the additional information with respect to the hypothesis used for the settlement of the fair value are presented in the notes which are specific to the respective asset or debt (intangible assets, real estate investments). The Company proceeds to the reassessment of the intangible assets which are within its patrimony with sufficient regularity so that they will be presented in the financial statements at a fair value.

**NOTE 5. Incomes**

	<b><u>June 30, 2023</u></b>	<b><u>June 30, 2022</u></b>
Asset sales	21,147,288	14,771,123
Provision of services	130,828	46,059
<b>Total</b>	<b>21,278,116</b>	<b>14,817,182</b>

The turnover of the Company, corresponding to the first semester of 2023 is 21,278,116 where of 21,249,469 for the export and 28,647 for the in-land, compared to the first semester of 2022, when we registered 14,817,182 whereof 14,362,029 for the export and 455,153 for the in-land.

The turnover was mainly issued in its structure by the sale of our own production, as 98.21%. The value of export sales during the first semester of 2023 represents 99.87%, (2022: 96.93%) and the in-land sales represent 0.13%, (2022: 3.07%) of the turnover.

**NOTE 6. Operational incomes**

	<b><u>June 30, 2023</u></b>	<b><u>June 30, 2022</u></b>
Incomes	21,278,116	14,817,182
Incomes corresponding to the product inventory costs	1,024,239	55,517
Other incomes	26,519	51,550
<b>Total</b>	<b>22,328,874</b>	<b>14,924,249</b>

## NOTES TO THE INDIVIDUAL INTERIM FINANCIAL STATEMENTS ACCORDING TO IFRS

**NOTE 7. Operational expenses**

	<u>June 30, 2023</u>	<u>June 30, 2022</u>
Expenses for the raw materials and other materials	8,563,693	5,106,514
Expenses for energy and water	895,873	854,792
Expenses for the merchandise	17,647	21,599
<b>Total cost of materials</b>	<b>9,477,213</b>	<b>5,982,905</b>
<b>Expenses for salaries, social contributions and other benefits</b>	<b>7,304,412</b>	<b>6,295,820</b>
<b>Other exploitation expenses, whereof:</b>	<b>3,873,278</b>	<b>2,071,636</b>
Expenses for the external provisions:	3,716,883	1,939,088
- <i>Postal expenses</i>	14,974	13,360
- <i>Expenses for the maintenance and repairs</i>	17,629	22,175
- <i>Expenses for advertising and protocol</i>	10,198	8,412
- <i>Expenses for insurance</i>	18,323	7,970
- <i>Expenses for the transport and travel</i>	383,811	301,197
- <i>Expenses for the banking and similar</i>	29,390	22,956
- <i>Other expenses for the services provided by third parties</i>	3,242,558	1,563,018
Expenses for the interests, fees and associated payments	133,332	128,172
Expenses for the environment protection	188	194
Other expenses	22,875	4,182
<b>Adjustments regarding current assets</b>	<b>4</b>	<b>-</b>
- Expenses	4	-
- Incomes	-	-
<b>Expenses for the amortization</b>	<b>241,277</b>	<b>221,695</b>
<b>Adjustments for provisions</b>	<b>(203,994)</b>	<b>(198,729)</b>
- Expenses	-	-
- Incomes	203,994	198,729
<b>Total</b>	<b>20,692,140</b>	<b>14,373,327</b>

In the amount of 3,242,558 (2022: 1,563,018), "Other expenses for the services provided by third parties", internal audit and statutory audits are included in the amount of 16,700 (2022: 14,000).

**NOTE 8. Expenses for salaries, social contributions and other benefits**

- Expenses for salaries and social contributions

	<u>June 30, 2023</u>	<u>June 30, 2022</u>
Expenses for the salaries	6,632,351	5,719,724
Mandatory expenses for the social insurance contributions	188,036	164,193
Expenses with table and gift vouchers	484,025	411,903
<b>Total</b>	<b>7,304,412</b>	<b>6,295,820</b>
<b>Average number of staff</b>	<b>334</b>	<b>340</b>

The issued gross salary fund (without medical rest supported by the employer), during the first semester of 2023 was 6,632,351 compared to the first semester of 2022 when we registered 5,719,724. If these amounts are added, too, the contributions related to the salary fund, supported by the Company, medical rest supported by the employer and other expenses for the working force, considered as social expenses, totally amounting 188,036 (2022: 164,194), as well as the expenses for the food vouchers, amounting 484,025 (2022: 411,903), it results a total expense for the staff, amounting 7,304,412 (2022: 6,295,820).

## NOTES TO THE INDIVIDUAL INTERIM FINANCIAL STATEMENTS ACCORDING TO IFRS

**NOTE 8. Expenses for salaries, social contributions and other benefits (continuation)**

- expenses for other employee benefits

	<b>Short term</b>	
	<b>June 30, 2023</b>	<b>June 30, 2022</b>
<b>Employees' benefits</b>	<b>484,025</b>	<b>411,903</b>
Food vouchers	484,025	411,903

**NOTE 9. Financial incomes and expenses**

	<b>June 30, 2023</b>	<b>June 30, 2022</b>
Incomes by interests	217	-
Incomes by the exchange rate differences favorable	158,018	8,838
<b>Total financial incomes</b>	<b>158,235</b>	<b>8,838</b>
Interest Expenses	109,029	-
Other expenses	194,917	28,353
<b>Total financial expenses</b>	<b>303,946</b>	<b>28,353</b>
<b>Financial result</b>	<b>(145,711)</b>	<b>(19,515)</b>

The financial incomes mainly includes income from exchange rate fluctuations.

The Financial expenses include interest expenses, expenses with unfavorable exchange rate differences and expenses regarding discounts. All expenses and incomes are recognized in the Statement of comprehensive income.

**NOTE 10. Expense for the profit tax**

<b>Reconciliation of the effective taxing rate</b>	<b>June 30, 2023</b>	<b>June 30, 2022</b>
Term profit/loss	1,490,973	531,407
Elements similar to incomes	70,271	88,206
Discounts	241,277	221,695
Non-taxable incomes	203,994	198,729
Non-deductible expenses	268,044	228,742
Taxable profit/tax loss	1,384,017	427,931
Tax loss to be recovered from previous years	(336,181)	(1,691,399)
Taxable profit / tax loss to be recovered in the following years	1,047,836	(1,263,468)
Income tax paid up due at the end of the period	167,654	-

NOTES TO THE INDIVIDUAL INTERIM FINANCIAL STATEMENTS ACCORDING TO IFRS

**NOTE 11. Tangible assets**

Tangible assets 212 „construction group” were revalued at 31 December 2006, 31 December 2009, 31 December 2012, by independent evaluators, according to regulations in force at the time.

Evaluations were based on fair value, being the nearest transaction and the inflation rate from that date, taking into account their physical condition and market value.

On 31.12.2013 the last revaluation of the tangible assets group 212 “Constructions” and the land (which exist within the patrimony at this date) occurred. The depreciation was re-addressed proportionally with the modification of the gross accounting value of the asset, so that the accounting value of the asset, after the re-valuation, will be equal with the revaluated value. The scope of the evaluation of the land was the estimation of the market value in order to be registered in the accounting evidence at the fair accounting value. The fair value of the lands was determined based on the comparable market method, which reflects the recent transaction prices for the same properties.

The evaluation method applied to the ”building” group is the direct comparison method. The revaluation envisaged the adjustment of the net accounting value of the elements included in these categories on their fair value considering their physical status and their market value.

All buildings and lands are identified on their revaluated value, this value representing the fair value at the date of the revaluation minus any priory accumulated depreciation and any losses acquired by means of depreciation.

The review was conducted according to International Valuation Standards, by Ms. Lațcu Nicolae, expert qualified professional appraiser authorized member of ANEVAR. The fair value was settled on each asset in gross revaluated values, and as their related depreciation.

On December 31, 2016 were revalued tangible, „Construction Group 212” and 215 „real estate investments”. Revaluation effects were accounted for using the remaining unamortised value revaluation process which involves the cancellation of accumulated depreciation to bring the construction to the net book value and added value recording. Revalued amount is the fair value at the date of the revaluation less any subsequent accumulated amortization. Valuation method applied under 'construction' is the replacement net cost method. The review was conducted according to International Valuation Standards 2016 by Mr. Dan Rusu Zaharia, expert qualified, professional appraiser authorized member ANEVAR.

It was determined the fair value of each asset. The revaluation surplus was recognized as revaluation reserve in equity. At 31 December 2016, based on internal analyzes, the Company's management estimates that the net carrying amount approximates fair value of the land. In 2017 and 2018, no tangible assets were evaluated.

On December 31, 2019 were revalued tangible, „Construction” group 212 and group 2112,, Landscaping”. Revaluation effects were accounted for using the remaining unamortised value revaluation process which involves the cancellation of accumulated depreciation to bring the construction to the net book value and added value recording. Revalued amount is the fair value at the date of the revaluation less any subsequent accumulated amortization.

Valuation method applied is the replacement net cost method.

The review was conducted according to International Valuation Standards 2018 by Mr. Dan Rusu Zaharia, expert qualified, professional appraiser authorized member ANEVAR.

It was determined the fair value of each asset. The revaluation surplus was recognized as revaluation reserve in equity.

At 31 December 2019, based on internal analyzes, the Company's management estimates that the net carrying amount approximates fair value of the land. In 2020 and 2021 the tangible assets were not evaluated (land and group 212, "Buildings")

In 2022, tangible assets were not evaluated (land and group 212, "Constructions"). Considering that there are no major changes in the volume of tangible assets (land and group 212 "Constructions"), the management of the Company considers that it is not necessary to evaluate the tangible assets, estimates that the net book value of the land and group 212 "Constructions" approximates the value just.

On 30.06.2023, the company registers “Tangible fixed assets in progress” in the amount of 308,460 representing works in progress.

**S.C. CONTED S.A.**

**Individual interim financial statements on June 30, 2023, according to IFRS  
(all the amounts are in LEI, unless otherwise provided)**

NOTES TO THE INDIVIDUAL INTERIM FINANCIAL STATEMENTS ACCORDING TO IFRS

**NOTE 11. Tangible assets (continuation)**

	<u>Land and landscaping</u>	<u>Buildings</u>	<u>Technical installations and transport facilities</u>	<u>Other tangible assets</u>	<u>Tangible fixed assets under construction</u>	<u>Advances granted for tangible assets</u>	<u>Total</u>
<b>Cost</b>							
<b>Balance on January 01, 2023</b>	<b>915,456</b>	<b>4,011,310</b>	<b>8,743,299</b>	<b>249,583</b>	<b>14,240</b>	-	<b>13,933,888</b>
Procurements	-	-	25,152	-	294,220	121,281	440,653
Fixed asset outputs	-	-	-	-	-	-	-
<b>Balance on June 30, 2023</b>	<b>915,456</b>	<b>4,011,310</b>	<b>8,768,451</b>	<b>249,583</b>	<b>308,460</b>	<b>121,281</b>	<b>14,374,541</b>
<b>Amortization</b>							
<b>Balance on January 01, 2023</b>	<b>50,303</b>	<b>865,430</b>	<b>7,922,767</b>	<b>195,455</b>	-	-	<b>9,033,955</b>
Amortization during the semester	1,748	134,005	70,759	3,629	-	-	210,141
Amortization related to outflows	-	-	-	-	-	-	-
<b>Balance on June 30, 2023</b>	<b>52,051</b>	<b>999,435</b>	<b>7,993,526</b>	<b>199,084</b>	-	-	<b>9,244,096</b>
<b>Balance on January 01, 2023</b>	<b>865,153</b>	<b>3,145,880</b>	<b>820,532</b>	<b>54,128</b>	<b>14,240</b>	-	<b>4,899,933</b>
<b>Balance on June 30, 2023</b>	<b>863,405</b>	<b>3,011,875</b>	<b>774,925</b>	<b>50,499</b>	<b>308,460</b>	<b>121,281</b>	<b>5,130,445</b>

**S.C. CONTED S.A.**

**Individual interim financial statements on June 30, 2023, according to IFRS  
(all the amounts are in LEI, unless otherwise provided)**

NOTES TO THE INDIVIDUAL INTERIM FINANCIAL STATEMENTS ACCORDING TO IFRS

**NOTE 11. Tangible assets (continuation)**

	<u>Land and landscaping</u>	<u>Buildings</u>	<u>Technical installations and transport facilities</u>	<u>Other tangible assets</u>	<u>Tangible fixed assets under construction</u>	<u>Total</u>
<b>Cost</b>						
<b>Balance on January 01, 2022</b>	<b>915,456</b>	<b>3,856,416</b>	<b>8,573,042</b>	<b>249,583</b>	<b>14,240</b>	<b>13,608,737</b>
Procurements	-	117,145	143,285	-	-	260,430
Fixed asset outputs	-	-	-	-	-	-
<b>Balance on June 30, 2022</b>	<b>915,456</b>	<b>3,973,561</b>	<b>8,716,327</b>	<b>249,583</b>	<b>14,240</b>	<b>13,869,167</b>
<b>Amortization</b>						
<b>Balance on January 01, 2022</b>	<b>43,667</b>	<b>575,590</b>	<b>7,780,177</b>	<b>188,197</b>	<b>-</b>	<b>8,587,631</b>
Amortization during the semester	4,762	141,971	68,949	3,629	-	219,311
Amortization related to outflows	-	-	-	-	-	-
<b>Balance on June 30, 2022</b>	<b>48,429</b>	<b>717,561</b>	<b>7,849,126</b>	<b>191,826</b>	<b>-</b>	<b>8,806,942</b>
<b>Balance on January 01, 2022</b>	<b>871,789</b>	<b>3,280,826</b>	<b>792,865</b>	<b>61,386</b>	<b>14,240</b>	<b>5,021,106</b>
<b>Balance on June 30, 2022</b>	<b>867,027</b>	<b>3,256,000</b>	<b>867,201</b>	<b>57,757</b>	<b>14,240</b>	<b>5,062,225</b>

**S.C. CONTED S.A.****Individual interim financial statements on June 30, 2023, according to IFRS  
(all the amounts are in LEI, unless otherwise provided)****NOTES TO THE INDIVIDUAL INTERIM FINANCIAL STATEMENTS ACCORDING TO IFRS****NOTE 12. Intangible assets**

	<b>Concessions, patents, licenses and trade marks</b>	<b>Other assets</b>	<b>Total</b>
<b>Cost</b>			
<b>Balance on January 01, 2023</b>	<b>43,391</b>	<b>347,778</b>	<b>391,169</b>
Procurements	-	20,226	20,226
Intangible asset outputs	-	-	-
<b>Balance on June 30, 2023</b>	<b>43,391</b>	<b>368,004</b>	<b>411,395</b>
<b>Amortization</b>			
<b>Balance on January 01, 2023</b>	<b>40,720</b>	<b>187,158</b>	<b>227,878</b>
Amortization during the semester	523	30,613	31,136
Accumulated amortization related to outflows	-	-	-
<b>Balance on June 30, 2023</b>	<b>41,243</b>	<b>217,771</b>	<b>259,014</b>
<b>Balance on January 01, 2023</b>	<b>2,671</b>	<b>160,620</b>	<b>163,291</b>
<b>Balance on June 30, 2023</b>	<b>2,148</b>	<b>150,233</b>	<b>152,381</b>



**S.C. CONTED S.A.****Individual interim financial statements on June 30, 2023, according to IFRS  
(all the amounts are in LEI, unless otherwise provided)****NOTES TO THE INDIVIDUAL INTERIM FINANCIAL STATEMENTS ACCORDING TO IFRS****NOTE 12. Intangible assets (continuation)**

	<b>Concessions, patents, licenses and trade marks</b>	<b>Other assets</b>	<b>Total</b>
<b>Cost</b>			
<b>Balance on January 01, 2022</b>	<b>40,416</b>	<b>171,744</b>	<b>212,160</b>
Procurements	-	6,424	6,424
Advances for intangible assets	-	68,167	68,167
Intangible asset outputs	-	-	-
<b>Balance on June 30, 2022</b>	<b>40,416</b>	<b>246,335</b>	<b>286,751</b>
<b>Amortization</b>			
<b>Balance on January 01, 2022</b>	<b>39,757</b>	<b>170,082</b>	<b>209,839</b>
Amortization during the semester	364	2,020	2,384
Accumulated amortization related to outflows	-	-	-
<b>Balance on June 30, 2022</b>	<b>40,121</b>	<b>172,102</b>	<b>212,223</b>
<b>Balance on January 01, 2022</b>	<b>659</b>	<b>1,662</b>	<b>2,321</b>
<b>Balance on June 30, 2022</b>	<b>295</b>	<b>74,233</b>	<b>74,528</b>

**S.C. CONTED S.A.****Individual financial interim statements on June 30, 2023, according to IFRS  
(all the amounts are in LEI, unless otherwise provided)****NOTES TO THE INDIVIDUAL INTERIM FINANCIAL STATEMENTS ACCORDING TO IFRS****NOTE 12. Intangible assets (continuation)**

Intangible assets on June 30, 2023, at the net value of 152,381 (January 01, 2023: 163,291), represent the un-amortized part of used licenses and informatics programs. The amortization period of intangible assets is 3 years.

**NOTE 13. Inventories**

	<u>June 30, 2023</u>	<u>January 01, 2023</u>
Raw materials and materials	3,555,855	3,062,405
Manufacture in progress	1,526,872	858,119
Finite products	2,289,885	1,952,045
Advances	69,586	32,561
<b>Total inventories</b>	<b>7,442,198</b>	<b>5,905,130</b>

For the establishment of cost on the outflow of the administration of materials, the company uses the first in, first out method (FIFO). The cost of stocks recognized as expense the 1 st semester of 2023 year with respect to the permanent operations was 8,581,340 (2022: 5,128,113).

The company did not register discounts of the accounting value of stocks recognized as expense during the semester.

**NOTE 14. Trading and associated receivables, other receivables and advance expenses**

	<u>June 30, 2023</u>	<u>January 01, 2023</u>
Trading receivables	8,041,984	4,732,596
VAT to be recovered	137,013	99,512
Non-exigible VAT	13,057	12,703
Other receivables	20,409	15,380
<b>Total</b>	<b>8,212,463</b>	<b>4,860,191</b>
Expenses registered in advance	98,104	7,241

The trading receivables of the Company are expressed by the following foreign currencies:

<b>Foreign currency</b>	<u>June 30, 2023</u>	<u>January 01, 2023</u>
Euro equivalent in lei	8,039,343	4,730,148
LEI	2,641	2,448
<b>Total</b>	<b>8,041,984</b>	<b>4,732,596</b>

The trade receivables are registered on the rated value and are described in the analytical accountancy per each natural or legal entity. The receivables in foreign currency were evaluated based on the enforceable rate of exchange at the end of the financial year, and the differences of the exchange rate were recognized as incomes or expenses of the period.

## S.C. CONTED S.A.

### Individual financial interim statements on June 30, 2023, according to IFRS (all the amounts are in LEI, unless otherwise provided)

#### NOTES TO THE INDIVIDUAL INTERIM FINANCIAL STATEMENTS ACCORDING TO IFRS

##### NOTE 14. Trading and associated receivables, other receivables and advance expenses (continuation)

The structure by aging of trade receivables on the date of 30 June 2023 uncollected at maturity in the amount of 1,488,516 is:

- outstanding debts between 0 and 30 days, amounting 966,834
- outstanding debts between 31 and 60 days, amounting 228,533
- outstanding debts between 61 and 90 days, amounting 99,930
- outstanding debts between 91 and 180 days, amounting 37,882
- outstanding over 1 year, amounting 155,337

The Company considers that the recognition of an adjustment for depreciation for the outstanding trading receivables is not necessary, because the sold of trading receivables corresponds to the customers with a good payment history. The advance expenses in the amount of 98,104 as of June 30, 2023 (7,241 as of January 1, 2023) represent mainly, insurance premiums for civil liability insurance for administrators, insurance for means of transport, local taxes and fees, maintenance fee for trading financial instruments and various subscriptions.

##### NOTE 15. Cash and cash equivalent

	<u>June 30, 2023</u>	<u>January 01, 2023</u>
Cash of the cash office	3,625	1,920
The banking current accounts	447,527	814,603
<b>Total</b>	<b>451,152</b>	<b>816,523</b>

The current accounts opened at the banks, are permanently available to the Company and are not restricted.

##### NOTE 16. Capital and reserves

###### a. Share capital

Subscribed and paid share capital on June 30, 2023	2,284,360.06
Subscribed and paid number of shares on June 30, 2023	239,702 shares
Rated value of a share	9.53
Characteristics of issued, subscribed and paid-up shares:	Ordinary, nominative and dematerialized

The ordinary shares are classified as a part of equity.

The securities of Company (shares) are registered and traded on the second category Standard of the Stock Exchange of Bucharest. All the shares have the same voting.

During the first semester of 2023, the share capital of the company was not changed concerning its adjustment or decrease. The share capital registered on June 30, 2023 is 2,284,360.06 and it is owned by 415 shareholders (2022: 429 shareholders).

The shareholding structure of the company is:

June 30, 2023	Number of shareholders	Number of shares	Amount (lei)	%
SC Lagarde Paris France	1	194,443	1,853,042	81.1186
Other shareholders, whereof:	414	45,259	431,318	18.8814
- legal entities		15,844	150,993	6.6099
- natural entities		29,415	280,325	12.2715
<b>TOTAL</b>	<b>415</b>	<b>239,702</b>	<b>2,284,360</b>	<b>100.00</b>

**S.C. CONTED S.A.****Individual financial interim statements on June 30, 2023, according to IFRS  
(all the amounts are in LEI, unless otherwise provided)****NOTES TO THE INDIVIDUAL INTERIM FINANCIAL STATEMENTS ACCORDING TO IFRS****NOTE 16. Capital and reserves (continuation)**

<b>June 30, 2022</b>	<b>Number of shareholders</b>	<b>Number of shares</b>	<b>Amount (lei)</b>	<b>%</b>
Hamidi Haissam	1	194,443	1,853,042	81,1186
Other shareholders, whereof:	428	45,259	431,318	18,8814
- legal entities		14,228	135,593	5.9357
- natural entities		31,031	295,725	12.9457
<b>TOTAL</b>	<b>429</b>	<b>239,702</b>	<b>2,284,360</b>	<b>100.00</b>

The structure of shareholders holding over 10% of share capital is:

<b>Shareholder</b>	<b>Number of shares</b>	<b>Percent (%)</b>
SC Lagarde Paris France	194,443	81.1186

**b. Revaluation reserves of tangible assets**

The revaluation reserves of tangible assets on June 30, 2023 decreased compared to January 01, 2023 by 69,997 representing the revaluation surplus that transferred to the account 1175 "Carried forward result, representing the surplus by revaluation reserves".

**c. Legal reserves**

The legal reserves of the company, on June 30, 2023 respectively January 01, 2023 amount 456.661 consequently to the establishment of legal reserve (5% of the accounting profit, established according the Tax Code and Law 31/1990 as further amended and completed).

The legal reserves cannot be distributed to the shareholders.

**d. Other reserves**

The company registers on 1<sup>st</sup> of January, 2023, respectively on June 30, 2023 "other reserves" account 1068 amounting 4.080.948, including reserves representing tax incentives established in the years 2000-2003.

	<b>June 30, 2023</b>	<b>January 01, 2023</b>
Revaluation reserve of tangible assets	2,165,869	2,235,866
Legal reserves	456,661	456,661
Other reserves	4,080,948	4,080,948
<b>Total</b>	<b>6,703,478</b>	<b>6,773,475</b>

**e. Financial year result**

	<b>June 30, 2023</b>	<b>June 30, 2022</b>
Exploitation profit/loss	1,636,684	550,922
Financial profit/loss	(145,711)	(19,515)
<b>Gross result</b>	<b>1,490,973</b>	<b>531,407</b>
Expense with the income tax	167,654	-
<b>Net result</b>	<b>1,323,319</b>	<b>531,407</b>

## S.C. CONTED S.A.

### Individual financial interim statements on June 30, 2023, according to IFRS (all the amounts are in LEI, unless otherwise provided)

#### NOTES TO THE INDIVIDUAL INTERIM FINANCIAL STATEMENTS ACCORDING TO IFRS

##### NOTE 17. Result per share

The calculation of profit per share was made relying on the profit assignable to the ordinary shareholders and number of ordinary shares. The diluted result per share is equal to the result per basic share, because the company did not register potential ordinary shares.

<b>Profit assignable to the shareholders</b>	<b><u>June 30, 2023</u></b>	<b><u>June 30, 2022</u></b>
<b>Term profit/loss</b>	<b>1,323,319</b>	<b>531,407</b>
Number of ordinary shares	239,702	239,702
Basic share profit/loss	5,52	2,2169
Diluted profit/loss per share	5,52	2,2169

##### NOTE 18. Trading debts and other debts

	<b><u>June 30,2023</u></b>	<b><u>January 01, 2023</u></b>
Creditor customers - advances received	1,310	524,421
Trading debts - providers	4,861,552	2,975,560
Debts for the staff and assimilated accounts	392,373	314,226
Debts to social security and the state budget, other taxes and fees	889,393	834,762
Amounts owed to credit institutions	2,219,450	-
Provisions for employee benefits	330,074	534,068
<b>Total current debts</b>	<b>8,694,152</b>	<b>5,183,037</b>
Debts for the deferred tax	239,110	250,310
Debts regarding loans - credit	2,000,000	2,000,000
<b>Total long term debts</b>	<b>2,239,110</b>	<b>2,250,310</b>
<b>Total debts</b>	<b>10,933,262</b>	<b>7,433,347</b>

The payables are registered on the rated value and noted in the analytical accountancy per natural or legal entity. The payables in foreign currency were evaluated based on the currency rate of exchange enforceable at the end of the year, and the differences of the exchange rate were recognized as incomes or expenses of that period.

The Company owes the suppliers, on the date of 30.06.2023 the amount of 4,861,552, representing the equivalent value of the different issued provisions or assets received from the suppliers. On the date of 30.06.2023 their composition was mainly as follows :

- Procurement suppliers, service provisions, amounting 1,492,138
- Suppliers representing procurements outside EU amounting 58,779
- Suppliers representing intra - Community acquisitions of 3,122,724
- Suppliers of un-arrived invoices 61,753
- Suppliers of fixed assets 126,158

The commercial debts - suppliers as of June 30, 2023, unpaid at the term set in the amount of 3,743,671 are outstanding as follows: - over 30 days the amount of 3,406,243  
- over 90 days the amount of 230,315  
- over 1 year the amount of 107,113

The debts with staff, with the social insurance budget and the state budget represent current obligations related to June 2023, with due date in July 2023.

**NOTES TO THE INDIVIDUAL INTERIM FINANCIAL STATEMENTS ACCORDING TO IFRS**

**NOTE 19. Provisions**

From the provision registered on 31.12.2022, for the benefits of short-term employees for the rest leave not taken in 2016, 2017, 2018, 2019, 2020, 2021 and 2022 in the amount of 534,068, in the first half of 2023 were recorded income from provisions in the amount of 203,994, as a result of taking the rest leave: the amount of 321 related to 2020, the amount of 37,248 related to 2021 and the amount of 166,425 related to 2022. The provision presented in the financial statements on 30.06.2023 in the amount of 330,074 represents:

- the amount of 751 related to the rest leave not taken in 2016
- the amount of 2,108 related to the rest leave not taken in 2017
- the amount of 455 related to the unpaid rest leave from 2018
- the amount of 801 related to the rest leave not taken in 2019
- the amount of 107 related to the rest leave not taken in 2020
- the amount of 2,297 related to the rest leave not taken in 2021
- the amount of 323,555 related to the rest leave not taken in 2022

**NOTE 20. Risk management**

The main purpose of risk management is to help understanding and identifying the risks which the Company is exposed to, so that they can be anticipated and managed as not to affect the efficient fulfillment of the Company's objectives.

Since the elements of trade receivables and payables are part of the financial instruments, the Company's management reveals that understand and know the information requirements of IFRS 7 regarding the nature and extent of risks arising from financial instruments and their importance.

The Company's strategy regarding the management of significant risks provides a framework for identifying, assessing, monitoring and control of these risks, in order to maintain them at acceptable levels depending on the company's risk appetite and its ability to cover (absorb) these risks.

The objectives of the strategy related to the significant risk management are as follows:

- determination of significant risks that may arise during the normal course of business of the company and the formalization of a robust framework for their management and control, in line with the objectives of the overall business strategies of S.C. CONTED S.A.. This can be achieved by adopting the best practices, adapted to the size, risk profile and strategy of the company;
- developing the risk mapping to facilitate their identification, to structure them and to rank them depending on the possible impact on the current activity;
- promoting a culture of awareness and risk management in all company structures.

Within S.C. CONTED S.A., the risk management activity is aimed to fulfill these objectives. Within the process of risk management, the company aims to develop policies, standards and procedures by which it can identify, assess, monitor and control or mitigate the significant risks. This framework will be reviewed periodically, according to the risk profile and risk tolerance, as well as due to the changes in legislation, variations of the internal or external regulations. To this end, the identification and assessment of risks that may arise in the conduct of significant activities is an ongoing activity.

The whole personnel must understand the risks that may arise during the performance of the activity, as well as the responsibilities incumbent related to the management of these risks. Thus, the company must provide, maintain and continually develop a robust and consistent risk culture, in all structures.

**a) Risk related to capital**

The management of the risk related to the capital is aimed to ensure the ability to work under good conditions by optimizing the capital structure (equity and payable). Within the analysis of the capital structure the cost of the capital and the risk associated to each class is taken into account. In order to maintain an optimal capital structure and an appropriate level of payable, the company proposes to its shareholders an appropriate dividend policy.

The Company's objectives in managing capital are to ensure the protection and the ability to reward shareholders, to maintain an optimal capital structure to reduce capital costs. The Company monitors the volume of capital raised on indebtedness. This rate is the ratio between net debt and total equity. Net debt is calculated as total debt net of cash.

**S.C. CONTED S.A.****Individual financial interim statements on June 30, 2023, according to IFRS  
(all the amounts are in LEI, unless otherwise provided)****NOTES TO THE INDIVIDUAL INTERIM FINANCIAL STATEMENTS ACCORDING TO IFRS****NOTE 20. Risk management (continuation)**

Total capital is calculated as equity plus net debt.

	<u>June 30, 2023</u>	<u>January 01, 2023</u>
Total liabilities	10,933,262	7,433,347
Cash and cash equivalents	451,152	816,523
Total equity	10,553,481	9,218,962
Net debt indicator	0.99	0.72

**b) Currency risk**

Within the business of the company, one of the risks that are frequently met is the currency risk, which is the possibility of incurring financial losses arising from variations of the rates of exchange and/or correlations between them.

On the other hand, the depreciation of the national currency against major currencies is determined by the intensity of domestic policy which has negative consequences on the financial markets, on the exchange rate and on the stock exchange.

The receivables and payables of the company are recorded into the accounting books of the company at their nominal value. The receivables and liabilities in foreign currencies are registered into the accounting books in lei, at the rate of exchange in force at the time of operation performance.

The differences in the rate of exchange between the date of registration of receivables and of the payables in foreign currency, the date of collection, respectively the date of payment thereof shall be recorded as financial income or expenses, as appropriate.

The receivables, payables and availabilities in foreign currency were revalued at the end of each month. Which expose the Company to currency risk is EUR. The resulting differences are included in the Statement of comprehensive income and does not affect cash flow until the liquidation of the debt. The company has at June 30, 2023 cash and cash equivalents, trade receivables and trade payables in foreign currencies.

The exchange rates of the national currency against the EUR and USD, calculated as the average rate recorded during the reporting period and the previous year and the exchange rates communicated by the National Bank of Romania on the last day of the financial were:

Currency	Medium course		Spot rate at the reporting date	
	<u>30.06.2023</u>	<u>01.01.2023</u>	<u>30.06.2023</u>	<u>01.01.2023</u>
EUR	4.9598	4.9315	4.9634	4.9474
USD	4.5713	4.6885	4.5750	4.6346

**Sensitivity analysis****30 June 2023**

	<b>EUR</b> <b>1 EUR = 4.9634</b>	<b>RON</b> <b>1 RON</b>	<b>TOTAL</b>
Cash and cash equivalents	337,904	113,248	451,152
Trade receivables and other receivables	8,039,343	173,120	8,212,463
<b>Total</b>	<b>8,377,247</b>	<b>286,368</b>	<b>8,663,615</b>
Trade payables and other payables	(5,341,961)	(3,022,117)	(8,364,078)
<b>Total</b>	<b>(5,341,961)</b>	<b>(3,022,117)</b>	<b>(8,364,078)</b>

**S.C. CONTED S.A.**

**Individual financial interim statements on June 30, 2023, according to IFRS  
(all the amounts are in LEI, unless otherwise provided)**

**NOTES TO THE INDIVIDUAL INTERIM FINANCIAL STATEMENTS ACCORDING TO IFRS****NOTE 20. Risk management (continuation)****01 ianuarie 2023**

	<b>EUR 1 EUR = 4,9474</b>	<b>RON 1 RON</b>	<b>TOTAL</b>
Cash and cash equivalents	495,276	321,247	816,523
Trade receivables and other receivables	4,730,148	130,043	4,860,191
<b>Total</b>	<b>5,225,424</b>	<b>451,290</b>	<b>5,676,714</b>
Trade payables and other payables	(2,141,833)	(2,507,136)	(4,648,969)
<b>Total</b>	<b>(2,141,833)</b>	<b>(2,507,136)</b>	<b>(4,648,969)</b>

**Sensitivity analysis of currency risk**

The Company is exposed mainly to EUR. The table below details the Company's sensitivity to an increase/decrease of 5% in RON against those currencies. 5% is the sensitivity rate used by management reports on currency risk. The sensitivity analysis only includes outstanding monetary items denominated in foreign currency conversion into RON shows the change at the end of the reporting period due to a change in the exchange rate by 5% compared to the exchange rate prevailing at the time. A positive number indicates an increase in earnings and equity occurs where the functional currency to currency.

**30 June 2023**

	<b>EUR 1 EUR = 4.9634</b>	<b>RON 1 RON</b>	<b>TOTAL</b>
Position Net Asset / (Debt)	3,035,286	(2,735,749)	299,537
<b>Profit / (Loss)</b>	<b>151,764</b>	<b>-</b>	<b>151,764</b>

**01 ianuarie 2023**

	<b>EUR 1 EUR = 4.9474</b>	<b>RON 1 RON</b>	<b>TOTAL</b>
Position Net Asset/(Debt)	3,083,591	(2,055,846)	1,027,745
<b>Profit/(Loss)</b>	<b>154,180</b>	<b>-</b>	<b>154,180</b>

**c) Liquidity risk and cash flow**

This risk results from the incapacity of the company to meet its payment liabilities at any time on short term. On the other hand, the liquidity risk is caused by increased taxation. When we talk about inland revenue, we are talking first about predictability, and the business environment is exposed to sudden changes related to the tax matters (modification, apparition of new taxes, and contributions).

Within S.C. CONTED S.A., the liquidity risk is reduced, and during the semester there were no long-term credits contracted or loans with state guarantees.

**d) Price reducing risk**

S.C. CONTED S.A. is exposed to a risk of reducing the prices due to cheaper labor in other countries, changes in the economic, social and political.

**e) Risks of lohn system**

Mainly S.C. CONTED S.A. produces textiles using the lohn system (CM – cut and make) but it can produce textiles with its own fabrics (imported from France, Italy, Spain, Turkey etc.) and auxiliary, at the customer's request (CMT – cut-make-trim).

Over the time, S.C. CONTED S.A. may be more or less affected by the changes of what we call environment or external factors, certain factors of this environment may adversely affect the activity of this company. These political, legal, economic, social and cultural factors can have a negative impact, therefore creating a failure transposed in high response time into the market and delays in delivery.



## S.C. CONTED S.A.

### Individual financial interim statements on June 30, 2023, according to IFRS (all the amounts are in LEI, unless otherwise provided)

#### NOTES TO THE INDIVIDUAL INTERIM FINANCIAL STATEMENTS ACCORDING TO IFRS

##### NOTE 20. Risk management (continuation)

Political and legal factors can influence the company's business that operates according to the lohn system by imposing regulations that may be related to import-export of goods, economic factors that influence the economy of a country which can also influence the purchasing power.

##### f) Political and legislative risk

Legislative changes related to the textiles market lead to a legal risk that must be managed at all times. The company's effort to adapt constantly to varying legislative requirements can generate significant additional costs and potential future amendments to the legislative framework could have negative effects on the activity and profitability of the company.

##### g) Risks to losing certain markets (contracts)

The decline in the market price of the competing products lead to a non-competitive position, the loss of the partner's interest for the Conted products, as a result of the introduction of new products on the market, lead to the loss of some markets (contracts).

##### h) Operating risks

One of the serious problems that S.C. CONTED S.A. is currently facing is that related to the recruitment and employment of staff specialized in textiles. Failure to attract a sufficient number of suitably qualified personnel, migration, incapacity to adapt to the labor market, and increased personnel costs are risks that might affect the work done by the issuer.

Among the uncertainty factors that could affect the Company's business we can mention:

- producing clothing that can stand on the circuit and on stock for more than one month, due to delay of supply with raw materials and auxiliary materials from customers;
- temporary suspension of activity due to unexpected circumstances;
- increasing the minimum gross salary guaranteed for payment, which will decrease the attractiveness of light industry;

The increase the minimum gross salary guaranteed for payment at the level of the country of the workers in the textile industry, may lead to loss of contracts by clothing factories in Romania and they are transferred to countries with cheaper labor force. The related industry is losing its competitiveness year after year, and the lohn system "migrates" into cheaper countries with much lower wage levels.

S.C. CONTED S.A. implements a constant supervision of operational risks in order to take measures to keep them at an acceptable level, which does not threaten its financial stability, the interests of the creditors, shareholders, employees, and partners.

##### NOTE 21. Associated parties

The Company has no share capital in other companies.

##### Trades with the management key staff

##### Loans granted to managers

The company did not grant advance, credits or loans to the management board, management and supervisory members, during the first semester of 2023 year.

##### Benefits of the management key staff

The salary rights of the General Manager are established by the Management Board according to the legal provisions and the commission agreement. The remuneration of the Management Board members are approved by the General Assembly of the Shareholders.

Granted salary rights

	No.of persons	<u>June 30, 2023</u>	<u>June 30, 2022</u>
General Manager	1	59,686	58,857
Members of the Management Board	3	1,113,817	64,800

**S.C. CONTED S.A.**

**Individual financial interim statements on June 30, 2023, according to IFRS  
(all the amounts are in LEI, unless otherwise provided)**

---

**NOTES TO THE INDIVIDUAL INTERIM FINANCIAL STATEMENTS ACCORDING TO IFRS**

**NOTE 22. Further events**

There are no further events that may influence the current financial statements.

The separate interim financial statements were approved by the Board of Directors at the meeting of 07.08.2023 and signed on behalf of it by:

**Representative of the President of the Board of Directors,**  
Eng. HAMIDI HAISSAM

**Chief Economic Office,**  
Ec. Mihai Elena

**THE BOARD OF DIRECTORS' REPORT FOR THE FIRST SEMESTER OF 2023**  
(drafted in accordance with the provisions of A.S.F. Regulation No. 5 of 10 May 2018, Annex 14)

**Report date:** 07.08.2023

**Name of the company:** S.C. CONTED S.A.

**Headquarters:** locality DOROHOI, Botoşani County

**Street:** 1 Decembrie nr.8

**Post code:** 715200

**Phone/Fax:** 0231610067/0231610026

**Legal form:** Joint - stock company

**VAT number:** RO 622445

**Trade registry number:** J07/107/1991

**NACE code:** 1413 - Other garments manufacturing (except underwear)

**Subscribed and paid registered capital:** 2,284,360.06

**The regulated market on which the issued securities are being traded:** Bucharest Stock Exchange – Standard Category

The Board of Directors' Report of S.C. CONTED S.A. Dorohoi for the first semester of 2023 presents the main events and trades in order to understand the changes related to the position and performance of the company that took place during January - June 2023.

**1. ECONOMIC AND FINANCIAL SITUATION**

**1.1 Analysis of the current economic and financial situation compared with the same period last year.**

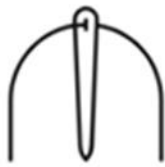
a) Financial position items	Lei	
	30.06.2023	30.06.2022
<b>Total assets from which:</b>	<b>21,486,743</b>	<b>15,907,492</b>
<b>Fixed assets</b>	<b>5,282,826</b>	<b>5,136,753</b>
- Intangible assets	152,381	74,528
- Tangible assets	5,130,445	5,062,225
<b>Current assets</b>	<b>16,105,813</b>	<b>10,679,831</b>
- Inventories	7,442,198	5,792,081
- Trade receivables and other receivables	8,212,463	3,096,406
- Cash and cash equivalents	451,152	1,791,344
<b>Other assets items (accrued expenses)</b>	<b>98,104</b>	<b>90,908</b>
<b>Total debts and equity, from which:</b>	<b>21,486,743</b>	<b>15,907,492</b>
<b>Current debts</b>	<b>8,364,078</b>	<b>4,744,141</b>
<b>Long term debts</b>	<b>2,239,110</b>	<b>2,263,792</b>
<b>Provisions for employee benefits</b>	<b>330,074</b>	<b>299,421</b>
<b>Equity, from which:</b>	<b>10,553,481</b>	<b>8,600,138</b>
- Registered capital	2,284,360	2,284,360
- Other items of equity	(239,110)	(263,792)
- Revaluation reserve	2,165,869	2,320,414
- Legal reserve	456,661	456,661
- Other reserves	4,080,948	4,080,948
- Reported result	481,434	(809,860)
- The financial year result	1,323,319	531,407



S.C. CONTED S.A. : Str. 1 Decembrie 1918, N°8 – jud. BOTOSANI- 715200 – DOROHOI ROMANIA

C.I.F. : RO622445 – N°. ORC : J7/107/1991 – TEL/FAX : +40 231 615457 / +40 231 610026

www.conted.ro - e-mail : secretariat@conted.ro



# CONTED

FASHION MANUFACTURING SINCE 1967

Compared to 30.06.2022 the trade receivables to the amount of 8,041,984 lei (2022: 2,957,038 lei) have increased by 171.96%, the current assets to the amount of 16,105,813 lei (2022: 10,679,831 lei) have increased by 50.81% as, and the current debts to the amount of 8,694,152 lei (2022: 5,043,562 lei) have increased by 72.38%.

The current debts are short term debts and are made of:

	<u>Lei</u>
Customer creditors	1,310
Trade debts – suppliers	4,861,552
Staff liabilities and assimilated accounts	392,373
Debts to social security and state budget, other taxes and fees	889,393
Provisions for employee benefits	330,074
Amounts owed to credit institutions	2.219.450

**Financial position items:** assets representing at least 10% from the total assets: cash and other liquid assets; reinvested profits; total current assets; situation of the company's debts; total current debts;

### Assets exceeding 10% from the total assets

- Lei

Current no.	Analytical indicators from the balance sheet, exceeding 10% from the total assets	30.06.2022	30.06.2023	% from the total assets 30.06.2023
	<b>TOTAL ASSETS</b>	<b>15,907,492</b>	<b>21,486,743</b>	<b>100.00</b>
	<b>10% from the total assets</b>	<b>1,590,749</b>	<b>2,148,674</b>	<b>10.00</b>
1.	Buildings	3,973,561	3,011,875	14.02
2.	Inventories	5,792,081	7,442,198	34.64
3.	Trade liabilities - clients	2,957,038	8,041,984	37.43

### Debts exceeding 10% from the total debts

Lei

Current no.	Analytical indicators from the balance sheet, exceeding 10% from the total debts	30.06.2022	30.06.2023	% from the total debts 30.06.2023
	<b>TOTAL DEBTS</b>	<b>15,907,492</b>	<b>21,486,743</b>	<b>100.00</b>
	<b>10% from the total debts</b>	<b>1,590,749</b>	<b>2,148,674</b>	<b>10.00</b>
1.	Other reserves	4,080,948	4,080,948	18.99
2.	Reevaluation reserve	2,320,414	2,165,869	10.08
3.	Subscribed and paid registered capital	2,284,360	2,284,360	10.63

During the first semester of 2023, the registered capital of the company was not changed in the sense of its increasing or decreasing. The registered capital on June 30<sup>th</sup>, 2023 is of 2,284,360.06 lei and is held by a number of 415 shareholders.



S.C. CONTED S.A. : Str. 1 Decembrie 1918, N°8 – jud. BOTOSANI- 715200 – DORHOI ROMANIA

C.I.F. : RO622445 – N°. ORC : J7/107/1991 – TEL/FAX : +40 231 615457 / +40 231 610026

www.conted.ro - e-mail : secretariat@conted.ro



# CONTEd

FASHION MANUFACTURING SINCE 1967

## b) Items of the global result

	Lei	
	<b>30.06.2023</b>	<b>30.06.2022</b>
• <b>Total income</b>	<b>22,487,109</b>	<b>14,933,087</b>
• <b>Exploitation expenses, from which:</b>	<b>22,328,874</b>	<b>14,924,249</b>
- Turnover from which:	21,278,116	14,817,182
<i>Sold output</i>	21,251,523	14,782,211
<i>Sales income</i>	26,593	34,971
- Income related to the products inventories costs	1,024,239	55,517
- Other income	26,519	51,550
• <b>Financial income</b>	<b>158,235</b>	<b>8,838</b>
• <b>Total expenses</b>	<b>20,996,136</b>	<b>14,401,680</b>
• <b>Exploitation expenses, from which:</b>	<b>20,692,190</b>	<b>14,373,327</b>
- Expenses related to raw materials and merchandise	8,563,693	5,106,514
- Expenses for the goods	17,647	21,599
- Expenses for energy and water	895,873	854,792
- Expenses related to salaries, social contributions and other benefits	7,304,412	6,295,820
- Expenses for the amortization	241,277	221,695
- Other exploitation expenses, from which:	3,873,278	2,071,636
<i>Expenses related to the external services</i>	3,716,883	1,939,088
<i>Expense for other interests, fees and assimilated payments</i>	133,332	128,172
<i>Expense for the environment protection</i>	188	194
<i>Other expenses</i>	22,875	4,182
- Adjustments for provisions	(203,994)	(198,729)
Expenses	-	-
Incomes	203,994	198,729
- Adjustments regarding current assets	4	-
Expenses	4	-
Incomes	-	-
• <b>Financial expenses</b>	<b>303,946</b>	<b>28,353</b>
• <b>Exploitation result</b>	<b>1,636,684</b>	<b>550,922</b>
• <b>Financial result</b>	<b>(145,711)</b>	<b>(19,515)</b>
• <b>Result before taxation</b>	<b>1,490,973</b>	<b>531,407</b>
Current profit tax	167,654	-
• <b>Continuous activities result</b>	<b>1,323,319</b>	<b>531,407</b>

Compared to the same period of the previous year, the following can be noticed:

**The volume of the total income** was to the amount of 20,487,109 lei, meaning a increase by 37.19% compared to the total income gained during the same period of 2022, the amount of 14,933,087 lei.

**The volume of total expenses** is of 20,996,136 lei, and that they have increased by 45.79% compared to the first semester of 2022, when I registered the amount of 14,401,680 lei.

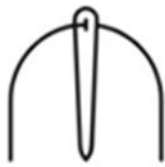
Within the volume of **total expenses**, the most important part is the one: of the expenses with raw materials and materials in the amount of 8,563,693, a percentage of 40.79% and of the expenses related to staff (salaries, social contributions and other benefits) the amount of 7,304,412 lei, meaning percentage of 34.79%.



S.C. CONTEd S.A. : Str. 1 Decembrie 1918, N°8 – jud. BOTOSANI- 715200 – DORHOI ROMANIA

C.I.F. : RO622445 – N°. ORC : J7/107/1991 – TEL/FAX : +40 231 615457 / +40 231 610026

www.conted.ro - e-mail : secretariat@conted.ro



# CONTEd

FASHION MANUFACTURING SINCE 1967

**Exploitation income** to the amount of 22.328.874 lei have increased during the first semester of 2023 by 49.61% compare to the same period of the previous year, when the amount of 14,924,249 lei, and **the exploitation expenses** to the amount of 20,692,190 lei have increased by 43.96% compared to 30.06.2022, when I registered the amount of 14,373,327 lei.

The exploitation activity ended with a profit to the amount of 1,636,684 lei, compared to the first semester of 2022, ended with a profit to the amount of 550,922 lei. From the total of the exploitation income, the most important part is the sold output in the amount of 21,251,523, and in the exploitation expenses the most important part is one: of the expenses with raw materials and materials in the amount of 8,563,693, meaning 41.39% and of the staff expenses (salaries, social contributions and other benefits) that is to the amount of 7,304,412 lei, meaning 35.30% from the total exploitation expenses the amount of 20,692,190 lei.

**Financial income** to the amount of 158,235 lei is coming from foreign exchange differences favorable.

**Financial expenses** to the amount of 303,946 lei are coming from other financial expenses (unfavourable foreign exchange differences). Therefore, the financial result is a loss to the amount of (145.711) lei as compared to the same period of 2022, when we recorded loss to the amount of (19,515) lei.

According to the analysis of the income and expenditure groups, it can be noticed that the company is recording a profit from the exploitation and loss of financial activity.

During the first semester of 2023, the company has recorded a **gross profit** to the amount of 1,490,973 lei, as compared to the same period of the previous year when we recorded a profit to the amount of 531,407 lei.

**Situation of profit or loss:** net sales; gross income; costs and expenditure items with a share of at least 20% in net sales or gross income; risk provisions and for different expenses; reference to any sale or closure of a segment of activity performed in the last 6 months or to be performed in the next 6 months; declared and paid dividends;

Lei

Current no.	Analytical indicators from the profit or loss situation, exceeding 20% from the turnover	Lei		% of the total turnover 30.06.2023
		30.06.2022	30.06.2023	
	<b>Turnover</b>	<b>14,817,182</b>	<b>21,278,116</b>	<b>100.00</b>
	<b>20% from the turnover</b>	<b>2,963,436</b>	<b>4,255,623</b>	<b>20.00</b>
1.	Sold output	14,782,211	21,251,523	99.88
2.	Expenditure on raw materials and materials	5,106,514	8,563,693	40.25
3.	Expenses with salaries, social contributions and other benefits	6,295,820	7,304,412	34.33

**The company's turnover** related to the first semester of 2023 is of 21,278,116 lei from which 21,249,469 lei achieved exportation and 28,647 lei achieved internal, as compared to the first semester of 2022 when we recorded 14,817,182 lei, from which exportation 14,362,029 lei and internal 455,153 lei.

In its structure, the turnover was achieved mainly by the sale of own production in a proportion of 98.21%. The value of the exportation sales in the first semester of 2023 represents 99.87%, and the internal sales represent 0.13% from the turnover.

**The turnover** registered in the first semester of 2023 to the amount of 21,278,116 lei has increased by 43.60% compared to the same period of the previous year, when the amount of 14,817,182 lei was registered.



S.C. CONTEd S.A. : Str. 1 Decembrie 1918, N°8 – jud. BOTOSANI- 715200 – DORHOI ROMANIA

C.I.F. : RO622445 – N°. ORC : J7/107/1991 – TEL/FAX : +40 231 615457 / +40 231 610026

www.conted.ro - e-mail : secretariat@conted.ro

The expenses related to staff to the amount of 7,304,412 lei, have increased by 16.02%, compared to the same period of the previous year, representing 34.33% from the turnover and include:

	<u>30.06.2023</u>	<u>30.06.2022</u>
Expenses related to salaries	6,632,351	5,719,724
Expenses related to the contributions at the obligatory social insurances	188,036	164,193
Expenses with meal vouchers	484,025	411,903
<b>Total</b>	<b>7,304,412</b>	<b>6,295,820</b>
 <b>Average number of employees</b>	 <b>334</b>	 <b>340</b>

At the end of the first semester of 2023, there was a decrease in the average number of employees compared to the same period of 2022 from 340 employees to 334 employees. The company's employees are not organized in the union.

In the first 6 months, no segment of activity was **sold or closed**.

In the next 6 months it is not **foreseen the sale or closure of any segment of activity**.

In the first half of 2023, the company did not distribute dividends.

For the year 2018, 2019, 2020, 2021 and 2022, the company did not distribute dividends.

#### c) Cash – flow items

Items (lei)	30.06.2023	30.06.2022
<b>A. The exploitation activity</b>		
• Receipts, from which:	11,840,502	11,841,781
- Cashed interests	218	-
• Payments from which:	(16,527,578)	(12,899,207)
- payments for suppliers and employees	(14,190,361)	(10,762,996)
- payments for taxes and fees to the state budget and social insurances budget	(2,337,217)	(2,136,211)
• Other exploitation operations:	4,797,339	2,733,056
receipts	6,667,042	2,908,534
payments	(1,869,703)	(175,478)
<b>Net cash related to the exploitation activity</b>	<b>110,263</b>	<b>1,675,630</b>
<b>B. Investment activity</b>		
• Payments for fixed assets acquisition	(475,634)	(53,051)
<b>Net cash form the investment activities</b>	<b>(475,634)</b>	<b>(53,051)</b>
<b>C. Financing activity</b>		
• Payments for dividends	-	-
<b>Net cash from financing activities</b>	<b>-</b>	<b>-</b>
<b>Net cash Increase/decrease (A+B+C)</b>	<b>(365,371)</b>	<b>1,622,579</b>
<b>Cash at the beginning of the period January 1<sup>st</sup></b>	<b>816,523</b>	<b>168,765</b>
<b>Cash at the end of the period June 30<sup>th</sup></b>	<b>451,152</b>	<b>1,791,344</b>

The net cash on June 30<sup>th</sup>, 2023 is recording a decrease to the amount of 1,340,192 lei compared to the same period of the previous year.





# CONTED

FASHION MANUFACTURING SINCE 1967

## 2. ANALYSIS OF THE COMPANY'S ACTIVITY

### 2.1. Presentation and analysis of the trends, items, events or uncertainty factors affecting or possibly affecting the trading company liquidity, as compared to the previous year.

S.C. CONTED S.A. is a high - quality garments producer, with an experience of over 50 years in the field of textiles as well as the export production. The company had an upward trend, by expanding its selling market, by contracts with foreign companies. The company is mainly operating through the lohn system, but also with materials purchased by the Company.

The company does not neglect proposals for new collaborations, for which samples or prototypes are being made, accepting orders of smaller quantities for prospecting the market.

#### The trading company liquidity:

INDICATOR	Calculation method	January – June 2023	Amount
<b>Current liquidity indicator</b>	$\frac{\text{Current assets}}{\text{Current debts}}$	$\frac{16,105,813}{8,364,078}$	<b>1.93</b>
<b>Indicator of the indebtness degree (%)</b>	$\frac{\text{Borrowed capital}}{\text{Equity}}$	$\frac{0}{10,553,481}$	<b>0%</b>
<b>Debts turnover - clients</b>	$\frac{\text{Clients average balance}}{\text{Turnover}} \times 180$	$\frac{6,730,495}{21,278,116} \times 180$	<b>57</b>
<b>Fixed assets turnover</b>	$\frac{\text{Turnover}}{\text{Fixed assets}}$	$\frac{21,278,116}{5,282,826}$	<b>4.03</b>

During the period January – June 2023, the current liquidity ratio was 1.93. The indicator's level shows the payment capacity, so a low risk and certifies the fact that the company is able to cover the short - term debts on the account of receivables and available funds.

The indebtness degree shows the efficiency of the credit risk management.

The 0% indicator value shows the fact that the company is not facing any potential financing, liquidity issues, affecting the undertaken commitments.

The clients' rotation speed expresses the efficiency of the company concerning the collection of its receivables. For the first semester of 2023, the number of days until the date to which the clients have paid their debts was of 57 days and shows the efficiency of the company in collecting the receivables, the average term for the collection of receivables under the market economy being of 30 - 45 days.

The rotation speed of fixed assets expresses the efficacy of the fixed assets activity by examining the turnover amount generated by a quantity of fixed assets. The amount obtained is of 4.03 – indicating the efficacy of the fixed assets management by obtaining a turnover of 21,278,116 lei generated by a quantity of fixed assets of 5,282,826 lei.

The main factors that could affect the company liquidity are:

- The lack of contracts;
- Generalized financial blockage;
- Competition in the field;
- The labor shortages and qualified staff.



S.C. CONTED S.A. : Str. 1 Decembrie 1918, N°8 – jud. BOTOSANI- 715200 – DORHOI ROMANIA

C.I.F. : RO622445 – N°. ORC : J7/107/1991 – TEL/FAX : +40 231 615457 / +40 231 610026

www.conted.ro - e-mail : secretariat@conted.ro



## **2.2. Presentation and analysis of the current or accrued capital expenses effects on the financial situation of the trading company as compared to the previous year.**

The company did not have capital expenses and such expenses are not foreseen in the future. In the first semester of 2023, the Company made investments in the amount of 371,376 lei, mainly for the needs required to carry out the production activity in optimal conditions.

## **2.3. Presentation and analysis of the events, trades, economic changes significantly affecting the income from the basic activity.**

The main activity of the company is the manufacturing of other type of garments excepting the underwear. The income from the main activity at the end of the first semester of 2023 are of 20,897,623 lei, increasing by 43.04% as compared to the same period of the previous year when we recorded the amount of 14,609,629 lei.

The turnover achieved in the first semester of 2023 is to amount of 21,278,116 lei and increased by the amount of 6,460,934 lei as compared to the first semester of 2022, when we recorded the amount of 14,817,182 lei.

This level of the turnover was obtained by the sale of own production manufactured in the first semester of 2023 and by the sale from the finished products and merchandise stocks.

Thus, the own products and to amount of 20,897,623 lei merchandise have contributed by 98.21% to the achievement of the turnover, and the supplied services and other sales to amount of 380,493 lei represented 1.79% from the turnover.

The internal market sales of the first semester of 2023 were of 28,647 lei and in the European community were of 21,249,469 lei.

On a medium and long term, we believe it is mandatory for us to focus on the following issues:

- Analysis of the international fashion trends;
- Analysis of the fabrics and combinations of fabrics, matching;
- Analysis of internal and international market for fabrics and trims providers;
- Identifying the market niches;
- Promoting the products through advertising methods (leaflets, catalogues, internet);
- Distribution of products through our own shop and collaborators.

The company, no matter the circumstances, does not collaborate with only one customer, but with several customers, in order to avoid stagnation due to unfavourable conditions. However, we recognize that we depend on each customer, because they can always turn to geographic areas where the workforce is cheaper.

## **3. CHANGES AFFECTING THE COMPANY'S CAPITAL AND ADMINISTRATION**

**3.1.** There were not cases in which the company find itself in the impossibility to pay its debts towards the state budget, the suppliers or the staff.

**3.2.** During the first semester of 2023, there were not changes regarding the rights of the securities owners issued by the trading company. All the securities holders had equal rights.

There were no changes affecting the capital and the administration of the company.

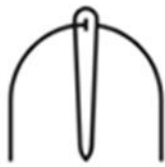
## **4. SIGNIFICANT TRANSACTIONS**

There were not major transactions concluded by the issuer with persons with which they act in a concerted manner or in which these persons had been involved.

The financial statements on 30.06.2023 have been prepared in accordance with:

- Order 881 of June 25, 2012 on the application by the companies whose securities are admitted for trading on a regulated market, of International Financial Reporting Standards
- International Financial Reporting Standards (IFRS) as adopted by the European Union
- Accounting Law 82 of December 24, 1991;





# CONTED

FASHION MANUFACTURING SINCE 1967

- Order 2844 of December 12, 2016 for the approval of Accounting Regulations complying with International Financial Reporting Standards;
- Order of the Public Finance Ministry no. 2195 of July 24, 2023 approving the accounting reporting system of the economic operators on June 30<sup>th</sup> 2023.

The financial statements were approved by the Board of Directors in its meeting dated on August 07<sup>th</sup>, 2023.

The reporting currency of the financial statements is leu.

The financial statements drawn-up on June 30<sup>th</sup>, 2023 were not audited.

**Representative of the President of the Board of Administration,  
Eng. HAMIDI HAISSAM**



**S.C. CONTED S.A. : Str. 1 Decembrie 1918, N°8 – jud. BOTOSANI- 715200 – DOROHOI ROMANIA**

**C.I.F. : RO622445 – N°. ORC : J7/107/1991 – TEL/FAX : +40 231 615457 / +40 231 610026**

**www.conted.ro - e-mail : secretariat@conted.ro**



# CONTED

FASHION MANUFACTURING SINCE 1967

## Statement

in accordance with the provisions to art. 67, alin. 2, lit. c,  
of Law 24 of 21 March 2017

The undersigned, Hamidi Haissam, as Representative of the President of the Board of Directors, I undertake entire responsibility for the preparing of individual interim bi-annual financial statements on 30.06.2023 and I confirm the following:

- a) The financial-accounting statement for the 1<sup>st</sup> semester, 2023, was prepared in accordance with the applicable accounting standards;
- b) The financial-accounting statement for the 1<sup>st</sup> semester, 2023, provides a fair image, compliant with reality of assets, debentures, financial position, overall result and the other information regarding the developed activity;
- c) The report of the Management Board for the 1<sup>st</sup> semester, 2023 correctly and completely shows the information about S.C. CONTED S.A. Dorohoi;

**Representative of the President of the Board of Directors**  
**Eng. Hamidi Haissam**

