

S.C. CONTED S.A.

Confecții textile

Str. 1 Decembrie 1918 nr. 8, Dorohoi, jud. Botoșani, Cod poștal: 715200, România
 C.I.F.: RO 622445, Nr. ORC: J07/107/1991, TEL/FAX: 0231610064/0231610026
www.conted.ro, e-mail: secretariat@conted.ro

Synthesis report on the economic and financial indicators

1. Financial position – lei



	30.06.2021	30.06.2020	% Elements in total assets / total liabilities 2021	% Elements in total assets / total liabilities 2020	% 2021/ 2020
I. Total assets (TA) from which:	11,657,494	11,946,833	100.00	100.00	-2.42
1. Fixed assets from which:	5,230,927	5,665,580	44.87	47.42	-7.67
1.1. land and landscaping	876,552	895,282	7.52	7.49	-2.09
1.2. constructions	3,422,629	3,574,273	29.36	29.92	-4.24
1.3. other fixed assets	917,506	998,535	7.87	8.36	-8.11
1.4. tangible fixed assets under construction	14,240	130,263	0.12	1.09	-89.07
1.5. advances granted for tangible assets	-	67,227	-	0.56	-
2. Current assets from which:	6,325,670	6,190,115	54.26	51.82	2.19
2.1. stocks	1,821,971	2,372,965	15.63	19.86	-23.22
2.2. liabilities	3,669,180	3,427,023	31.47	28.69	7.07
2.3. cash register and bank accounts	834,519	390,127	7.16	3.27	113.91
3. Other assets	100,897	91,138	0.87	0.76	10.71
II. Total liabilities (TP) from which:	11,657,494	11,946,833	100.00	100.00	-2.42
1. Total debts from which:	2,531,928	2,617,645	21.72	21.91	-3.27
1.1. with payment under one year	2,178,820	2,145,996	18.69	17.96	1.53
1.2. with payment longer than one year	291,980	322,836	2.51	2.70	-9.56
1.3. Provisions for employee benefits	61,128	148,813	0.52	1.25	-58.92
2. Equity	9,125,566	9,329,188	78.28	78.09	-2.18

From the comparative analysis of the balance sheet items, it was noticed a decrease by 7.67% of the fixed assets and an increase of the current assets by 2.19% compared to 2020. The weight of debt in total assets was only 21.72%, period in which equity oscillated between 78.09% and 78.28% of total assets.

2. The overall result is the following:

- lei

Current no.	Overall result elements	30.06.2021	30.06.2020	2021/2020 (%)
1.	Total income	4,967,597	6,660,816	-25.42
1.1.	Exploitation income, from which	4,917,882	6,614,051	-25.64
1.1.1.	Sales income - turnover	3,032,791	4,729,268	-35.87
1.2.	Financial income	49,715	46,765	6.31
2.	Total expenses	5,706,766	6,134,743	-6.98



S.C. CONTED S.A.

Confecții textile

Str. 1 Decembrie 1918 nr. 8, Dorohoi, jud. Botoșani, Cod poștal: 715200, România

C.I.F.: RO 622445, Nr. ORC: J07/107/1991, TEL/FAX: 0231610064/0231610026

www.conted.ro, e-mail: secretariat@conted.ro

2.1.	Exploitation expenses, from which:	5,687,130	6,120,768	-7.08
2.1.1.	Expenses related to raw materials and materials	341,584	548,397	-37.71
2.1.2.	External expenses related to energy and water consumption	304,124	399,426	-23.86
2.1.3.	Expenses related to staff	4,730,497	4,860,010	-2.66
2.1.4.	Expenses with amortization	221,659	238,026	-6.88
2.1.5.	Other exploitation expenses	301,628	239,112	26.14
2.1.6.	Adjustments for provisions	(212,362)	(164,203)	29.33
	Expenses	-	-	-
	Incomes	212,362	164,203	29.33
2.2.	Financial expenses	19,636	13,975	40.51
3.	Result gross	(739,169)	526,073	-
3.1.	Result exploitation	(769,248)	493,283	-
3.2.	Result financial	30,079	32,790	-8.27
4	Result net	(739,169)	526,073	-

From the analysis of the aforementioned information we notice a 35.87% decrease in turnover and by 25.42% of revenues, compared to 2020. Compared to the same period of the previous year, expenses decreased by 6.98%.


3. Cash – Flow

At the end of the period, the cash has a decrease by (434,516) lei, compared to the beginning of the reporting period. The net cash on June 30th, 2021 is recording a increase to the amount of 444,392 lei, compared to the same period of the previous year.

	lei	
	30.06.2021	30.06.2020
Net cash from the exploitation activities	(421,010)	296,130
Net cash from the investment activities	(13,484)	(73,097)
Net cash from the financing activities	(22)	(150)
Net increase /decrease of cash and cash equivalent	(434,516)	222,883
Cash and cash equivalent at the beginning of the period	1,269,035	167,244
Cash and cash equivalent at the end of the period	834,519	390,127

4. The overall result for the third quarter are as follow:

		- lei		
Current no.	Overall result elements	Trim. II 2021	Trim. II 2020	2021/2020 (%)
1.	Total income	1,992,632	3,223,085	-38.18
1.1.	Exploitation income, from which	1,987,167	3,211,212	-38.12
1.1.1.	Sales income - turnover	1,369,191	1,402,437	-2.37
1.2.	Financial income	5,465	11,873	-53.97
2.	Total expenses	2,784,203	2,838,835	-1.92
2.1.	Exploitation expenses, from which:	2,771,220	2,834,337	-2.23
2.1.1.	Expenses related to raw materials and materials	196,890	246,821	-20.23
2.1.2.	External expenses related to energy and water consumption	106,749	117,585	-9.22
2.1.3.	Expenses related to staff	2,223,398	2,263,782	-1.78
2.1.4.	Expenses with amortization	110,426	119,896	-7.90
2.1.5.	Other exploitation expenses	187,315	110,215	69.95



S.C. CONTEDED S.A.

Confecții textile

Str. 1 Decembrie 1918 nr. 8, Dorohoi, jud. Botoșani, Cod poștal: 715200, România
C.I.F.: RO 622445, Nr. ORC: J07/107/1991, TEL/FAX: 0231610064/0231610026
www.conteded.ro, e-mail: secretariat@conteded.ro

2.1.6.	Adjustments for provisions	(53,558)	(23,962)	123.51
	Expenses	-	-	-
	Incomes	53,558	23,962	123.51
2.2.	Financial expenses	12,983	4,498	188.64
3.	Result gross	(791,571)	384,250	-
3.1.	Result exploitation	(784,053)	376,875	-
3.2.	Result financial	(7,518)	7,375	-
4	Result net	(791,571)	384,250	-

Chairman of the Board of Directors,
Eng. Hamidi Haissam



